



## I-WOB2®

The Most Imitated Sprinkler on the Market

AGRICULTURAL IRRIGATION

*Low Pressure - High Performance*



# THE I-WOB2 IS THE MOST IMITATED SPRINKLER IN THE INDUSTRY

---

Outstanding Uniformity and gentle rain-like application.

Produced in 1978, the Senninger i-Wob is the most imitated sprinkler in the industry, which means others know the proven value of Wobbler® technology. It provides the most uniform water application ever tested. The combination of a rotating grooved deflector with wobbling action delivers a consistent droplet size over a large area of coverage at low pressure. The i-Wob2's low application intensity, unmatched uniformity, and

large area of coverage has made it a leading product in helping growers irrigate more efficiently in over 85 countries worldwide. Senninger has improved on the i-Wob® design with the next generation i-Wob2. Featuring a protective shroud that doubles as a nozzle carrier, the i-Wob2 is capable of better withstanding harsh operating conditions.

---

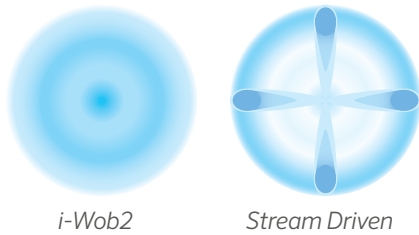
## Feature

- ① Protective shroud protects the sprinkler's wear surface from splashing from adjacent sprinklers, grit and direct UV damage
- ② Improved wear surface for longevity
- ③ The shroud also doubles as a nozzle carrier, making renozzling quick and easy.
- ④ Low pressure operation saves energy: 6 to 15 psi (0.41 to 1.03 bar)
- ⑤ Unprecedented three-year warranty on materials, workmanship and performance





## INSTANTANEOUS AREA OF COVERAGE



In this example, the i-Wob2 is instantaneously spreading the same amount of water over an area five times greater than the area covered by the spray nozzle.





## LOW APPLICATION INTENSITY

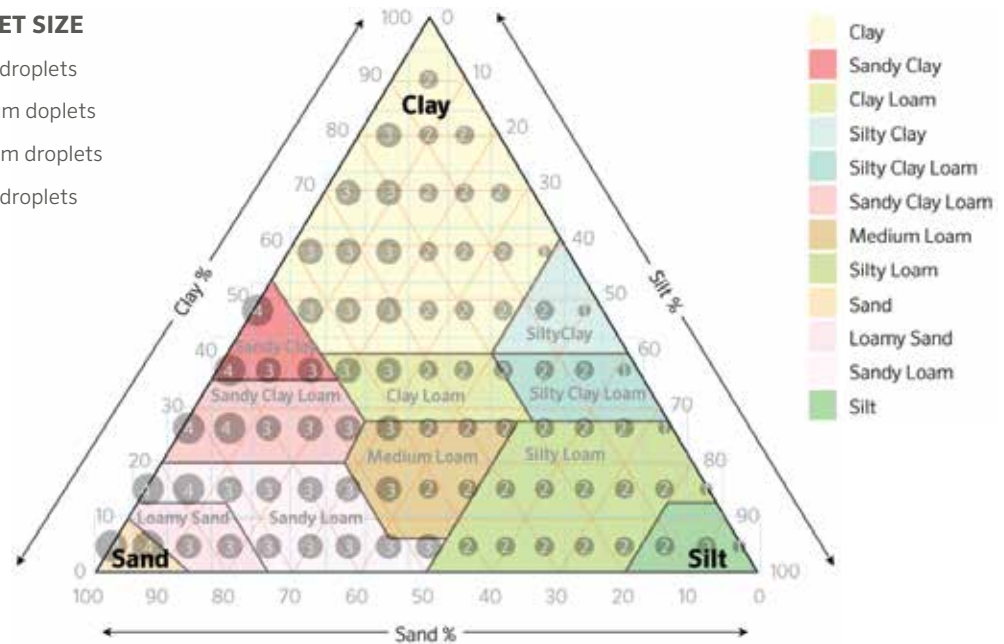
Stream-driven applicators provide good throw distance, but their distinct streams instantaneously place the entire flow in a relatively small area. This more intense application can negatively impact the soil surface. In contrast, the i-Wob2 applies water to a larger area of soil surface, reducing the impact of the sprinkler's pattern on the soil structure. Larger instantaneous coverage offers a slower intake rate to help reduce runoff and wheel tracking.

## UNMATCHED UNIFORMITY

The i-Wob2 offers a gentle, more uniform delivery and an even droplet size. Consistently-sized droplets help maintain a sprinkler's pattern integrity in wind conditions and are more resistant to evaporation. The i-Wob2's droplet size can be tailored to the needs of the soil through the selection of proper deflectors and operating pressures.

### I-WOB2 DROPLET SIZE


-  SA6: Small droplets
-  SA9: Medium droplets
-  LA6: Medium droplets
-  LA6: Large droplets



### DROPLET SIZE NEEDED FOR TYPE OF SOIL

Sprinklers are designed to produce a desired droplet size, although there isn't a definitive procedure for determining the appropriate droplet size. Soils are susceptible to surface sealing that will result in reduction of the infiltration rate. The reduction depends on the percentages of silt and sand and the droplet size. Soils low in silt and high in sand are more resistant to infiltration reduction. The graphic above shows the relative resistance of soils to surface sealing on a scale of 1 to 4, where 4 is most resistant. The larger the number, the larger the droplet size can be on that soil type.

*Excerpt: von Bernuth, R.D. and J.R. Gilley. 1985. Evaluation of center pivot reduction. Trans. ASAE 28(6): 1940-1946.*



# FOUR DEFLECTOR MODELS

The i-Wob2 is available with four different deflectors. This allows you to select the droplet size and trajectory to best suit your installation, soil and crop needs.



| I-WOB2 SYSTEM DESIGN CRITERIA                              | Standard Angle<br>6 Groove - Grey<br>Small Droplet               | Standard Angle<br>9 Groove - Black<br>Medium Droplet             | Low Angle<br>9 Groove - Blue<br>Medium Droplet                   | Low Angle<br>6 Groove - White<br>Large Droplet                   |
|--|--|--|--|--|
| <b>Nozzle Sizes*</b>                                       |  |  |  |  |
| at 6 psi (0.41 bar) **                                     | #12 - 26 $\frac{3}{16}$ - $\frac{13}{32}$ "<br>(4.76 - 10.32 mm) | #12 - 26 $\frac{3}{16}$ - $\frac{13}{32}$ "<br>(4.76 - 10.32 mm) | #12 - 26 $\frac{3}{16}$ - $\frac{13}{32}$ "<br>(4.76 - 10.32 mm) | #12 - 26 $\frac{3}{16}$ - $\frac{13}{32}$ "<br>(4.76 - 10.32 mm) |
| at 10 - 15 psi (0.69 - 1.03 bar)                           | #10 - 26 $\frac{5}{32}$ - $\frac{13}{32}$ "<br>(3.97 - 10.32 mm) | #6 - 26 $\frac{3}{32}$ - $\frac{13}{32}$ "<br>(2.38 - 10.32 mm)  | #6 - 26 $\frac{3}{32}$ - $\frac{13}{32}$ "<br>(2.38 - 10.32 mm)  | #12 - 26 $\frac{3}{16}$ - $\frac{13}{32}$ "<br>(4.76 - 10.32 mm) |
| <b>Flows</b>   |  |  |  |  |
| at 6 psi (0.41 bar) **                                     | 2.51 - 18.35 gpm<br>(570 - 4168 L/hr)                            | 2.51 - 18.35 gpm<br>(570 - 4168 L/hr)                            | 2.51 - 18.35 gpm<br>(570 - 4168 L/hr)                            | 2.51 - 18.35 gpm<br>(570 - 4168 L/hr)                            |
| at 10 - 15 psi (0.69 - 1.03 bar)                           | 2.24 - 18.35 gpm<br>(509 - 4168 L/hr)                            | 0.8 - 18.35 gpm<br>(182 - 4168 L/hr)                             | 0.8 - 18.35 gpm<br>(182 - 4168 L/hr)                             | 3.24 - 18.35 gpm<br>(736 - 4168 L/hr)                            |
| <b>Diameters</b>   |  |  |  |  |
| 3 feet (0.91 m) height at<br>6 psi (0.41 bar) **           | 26 - 30 ft<br>(8.0 - 9.1 m)                                      | 30 - 34 ft<br>(9.1 - 10.4 m)                                     | 28 - 30 ft<br>(8.5 - 9.1 m)                                      | 28 - 32 ft<br>(8.5 - 9.8 m)                                      |
| 3 feet (0.91 m) height at<br>10 - 15 psi (0.69 - 1.03 bar) | 36 - 46 ft<br>(11.0 - 14.0 m)                                    | 31 - 53 ft<br>(9.5 - 16.2 m)                                     | 31 - 47 ft<br>(9.5 - 14.3 m)                                     | 40 - 49 ft<br>(12.2 - 14.9 m)                                    |
| 6 feet (1.83 m) height at<br>6 psi (0.41 bar) **           | 30 - 34 ft<br>(9.1 - 10.4 m)                                     | 36 - 42 ft<br>(11.0 - 12.8 m)                                    | 32 - 35 ft<br>(9.8 - 10.7 m)                                     | 32 - 39 ft<br>(9.8 - 11.9 m)                                     |
| 6 feet (1.83 m) height at<br>10 - 15 psi (0.69 - 1.03 bar) | 35 - 50 ft<br>(10.7 - 15.2 m)                                    | 34 - 57 ft<br>(10.4 - 17.4 m)                                    | 35 - 50 ft<br>(10.7 - 15.2 m)                                    | 44 - 53 ft<br>(13.4 - 16.2 m)                                    |
| 9 feet (2.74 m) height at<br>6 psi (0.41 bar) **           | 34 - 36 ft<br>(10.4 - 11.0 m)                                    | 40 - 46 ft<br>(12.2 - 14.0 m)                                    | 36 - 42 ft<br>(11.0 - 12.8 m)                                    | 34 - 44 ft<br>(10.4 - 13.4 m)                                    |
| 9 feet (2.74 m) height at<br>10 - 15 psi (0.69 - 1.03 bar) | 36 - 52 ft<br>(11.0 - 15.8 m)                                    | 38 - 59 ft<br>(11.6 - 18.0 m)                                    | 39 - 55 ft<br>(11.9 - 16.8 m)                                    | 49 - 57 ft<br>(14.0 - 17.4 m)                                    |
| <b>Maximum Spacing***</b>                                  |  |  |  |  |
| at 6 psi (0.41 bar) **                                     | 10 ft (3.0 m)  | 10 ft (3.0 m)  | 10 ft (3.0 m)  | 10 ft (3.0 m)  |
| at 10 - 15 psi (0.69 - 1.03 bar)                           | 18 ft (5.5 m)  | 20 ft (6.1 m)  | 18 ft (5.5 m)  | 15 ft (4.6 m)  |
| <b>Pressure at the nozzle</b>                              |  |  |  |  |
| Minimum  | 6 psi (0.41 bar)   | 6 psi (0.41 bar)   | 6 psi (0.41 bar)   | 6 psi (0.41 bar)   |
| Maximum  | 15 psi (1.03 bar)  | 15 psi (1.03 bar)  | 15 psi (1.03 bar)  | 15 psi (1.03 bar)  |

\* It is recommended that larger nozzle sizes be used only on soils that can handle higher application rates.

\*\* Senninger recommends 10 psi (0.69 bar) for optimum performance. 6 psi (0.41 bar) can be used for nozzles #12 and larger.

\*\*\* For optimum performance, Senninger recommends the use of maximum spacing for 1-2 spans only.

Note: Always mount the i-Wob2 on a minimum of 2 ft (0.6 m) reinforced flexible hose. The hose must be on the outlet end of any semi-rigid or rigid drop. Keep i-Wob2s above crop canopy when outlet spacing exceeds 10 ft (3.0 m). This is especially important on high profile crops.

# Installation Specifications

## I-WOB2 INSTALLATION

- Always mount the i-Wob2 on a minimum of 2 ft (0.6 m) reinforced flexible hose. The hose must be on the outlet end of any semi-rigid or rigid drop.\*
- Mount the i-Wob2 no less than 3 ft (0.91 m) above the ground.
- When using Senninger's Magnum or One Weight, always be sure it is tightly threaded to the bottom of the i-Wob2. (140 inch-lbs torque recommended)
- If using a conventional drop weight above the i-Wob2, it should be a threaded weight of at least 1.5 lbs (0.7 kg), and should not exceed 1 ft (0.38 m) in length. A slip-over drop weight may cause premature failure of the drop

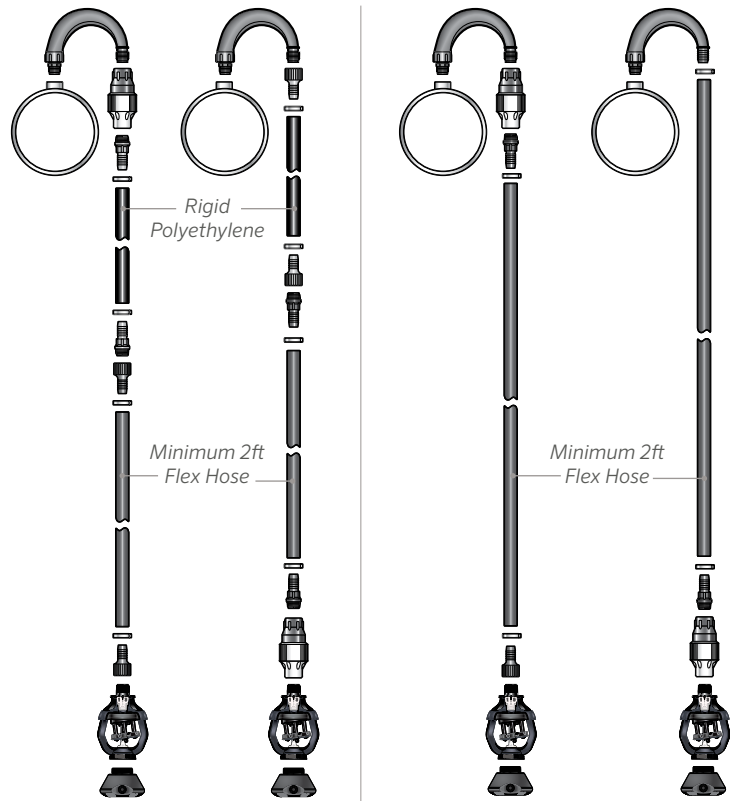
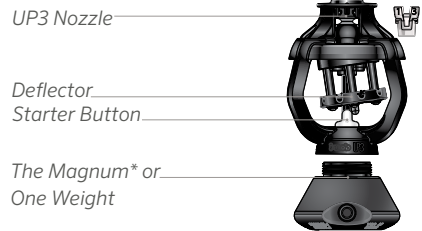
tube assembly. Never combine weights above and below the i-Wob2.

\* If using Senninger's thermoplastic goosenecks, a minimum of 2 ft (0.6 m) of flexible hose should be used on the outlet end of any semi-rigid or rigid drop. In high canopy crops, consider applicator height.

## PRESSURE REGULATOR LOCATION

- Pressure regulators can be installed at the top of the drop or near the applicator.
- Follow your customized print out for proper pressure regulator placement.

## COMPONENT ASSEMBLY



## SENNINGER WEIGHTS

Senninger weights provide stability on drops for a number of pivot applicators. The unique fit technology allows the weight to fit securely onto the i-Wob2, Xi-Wob, LDN, Super Spray, and even some other manufacturer's applicators. The weight's easy-to-install design lets it remain on the applicator during nozzle changes. The One Weight is constructed entirely of zinc alloy and the Magnum Weight is constructed of UV-resistant thermoplastic to prevent corrosion and deter metal theft.

The UP3 nozzle design offers a quick solution for easy nozzle changes along with the i-Wob2's shroud nozzle carrier feature. Your next nozzle is always at hand when you're ready to make the change.

| Nozzle #<br>Nozzle color | Nozzle Size |          | 6 psi<br>0.41 bar |        | 10 psi<br>0.69 bar |        | 15 psi<br>1.03 bar |        |
|--------------------------|-------------|----------|-------------------|--------|--------------------|--------|--------------------|--------|
|                          |             |          | gpm               | (L/hr) | gpm                | (L/hr) | gpm                | (L/hr) |
| #2 Pink                  | 1/32"       | 0.79 mm  | 0.07              | 16     | 0.09               | 20     | 0.11               | 25     |
|                          | #2.5        | 5/128"   | 0.99 mm           | 0.11   | 25                 | 0.14   | 32                 | 0.17   |
| #3 Ice                   | 3/64"       | 1.19 mm  | 0.15              | 34     | 0.20               | 45     | 0.24               | 55     |
|                          | #3.5        | 7/128"   | 1.4 mm            | 0.21   | 48                 | 0.27   | 61                 | 0.33   |
| #4 Light Blue            | 1/16"       | 1.59 mm  | 0.27              | 61     | 0.35               | 79     | 0.43               | 98     |
|                          | #4.5        | 9/128"   | 1.78 mm           | 0.35   | 79                 | 0.45   | 102                | 0.55   |
| #5 Beige                 | 5/64"       | 1.98 mm  | 0.43              | 98     | 0.55               | 125    | 0.68               | 154    |
|                          | #5.5        | 11/128"  | 2.16 mm           | 0.52   | 118                | 0.67   | 152                | 0.82   |
| #6 Gold                  | 3/32"       | 2.38 mm  | 0.62              | 141    | 0.80               | 182    | 0.98               | 223    |
|                          | #6.5        | 13/128"  | 2.59 mm           | 0.73   | 166                | 0.94   | 213                | 1.15   |
| #7 Lime                  | 7/64"       | 2.78 mm  | 0.85              | 193    | 1.09               | 248    | 1.34               | 304    |
|                          | #7.5        | 15/128"  | 2.97 mm           | 0.97   | 220                | 1.26   | 286                | 1.54   |
| #8 Lavender              | 1/8"        | 3.18 mm  | 1.11              | 252    | 1.43               | 325    | 1.75               | 397    |
|                          | #8.5        | 17/128"  | 3.38 mm           | 1.25   | 284                | 1.62   | 368                | 1.98   |
| #9 Grey                  | 9/64"       | 3.57 mm  | 1.40              | 318    | 1.81               | 411    | 2.22               | 504    |
|                          | #9.5        | 19/128"  | 3.76 mm           | 1.57   | 357                | 2.02   | 459                | 2.48   |
| #10 Turquoise            | 5/32"       | 3.97 mm  | 1.74              | 395    | 2.24               | 509    | 2.75               | 625    |
|                          | #10.5       | 21/128"  | 4.17 mm           | 1.92   | 436                | 2.47   | 561                | 3.03   |
| #11 Yellow               | 11/64"      | 4.37 mm  | 2.10              | 477    | 2.72               | 618    | 3.33               | 756    |
|                          | #11.5       | 23/128"  | 4.57 mm           | 2.30   | 522                | 2.97   | 675                | 3.64   |
| #12 Red                  | 3/16"       | 4.76 mm  | 2.51              | 570    | 3.24               | 736    | 3.97               | 902    |
|                          | #12.5       | 25/128"  | 4.95 mm           | 2.72   | 618                | 3.52   | 799                | 4.31   |
| #13 White                | 13/64"      | 5.16 mm  | 2.95              | 670    | 3.81               | 865    | 4.66               | 1058   |
|                          | #13.5       | 27/128"  | 5.36 mm           | 3.18   | 722                | 4.11   | 933                | 5.03   |
| #14 Blue                 | 7/32"       | 5.56 mm  | 3.42              | 777    | 4.42               | 1004   | 5.41               | 1229   |
|                          | #14.5       | 29/128"  | 5.77 mm           | 3.67   | 834                | 4.74   | 1077               | 5.81   |
| #15 Dk. Brown            | 15/64"      | 5.95 mm  | 3.93              | 893    | 5.08               | 1154   | 6.22               | 1413   |
|                          | #15.5       | 31/128"  | 6.15 mm           | 4.20   | 954                | 5.42   | 1231               | 6.64   |
| #16 Orange               | 1/4"        | 6.35 mm  | 4.48              | 1018   | 5.78               | 1313   | 7.08               | 1608   |
|                          | #16.5       | 33/128"  | 6.55 mm           | 4.76   | 1081               | 6.15   | 1397               | 7.53   |
| #17 Dk. Green            | 17/64"      | 6.75 mm  | 5.06              | 1149   | 6.53               | 1483   | 7.99               | 1815   |
|                          | #17.5       | 35/128"  | 6.93 mm           | 5.36   | 1217               | 6.92   | 1572               | 8.47   |
| #18 Purple               | 9/32"       | 7.14 mm  | 5.67              | 1288   | 7.32               | 1663   | 8.96               | 2035   |
|                          | #18.5       | 37/128"  | 7.34 mm           | 5.99   | 1360               | 7.73   | 1756               | 9.47   |
| #19 Black                | 19/64"      | 7.54 mm  | 6.31              | 1433   | 8.15               | 1851   | 9.98               | 2267   |
|                          | #19.5       | 39/128"  | 7.75 mm           | 6.65   | 1510               | 8.58   | 1949               | 10.51  |
| #20 Dk. Turquoise        | 5/16"       | 7.94 mm  | 6.99              | 1588   | 9.02               | 2049   | 11.05              | 2510   |
|                          | #20.5       | 41/128"  | 8.13 mm           | 7.34   | 1667               | 9.47   | 2151               | 11.60  |
| #21 Mustard              | 21/64"      | 8.33 mm  | 7.70              | 1749   | 9.93               | 2255   | 12.17              | 2764   |
|                          | #21.5       | 43/128"  | 8.53 mm           | 8.06   | 1831               | 10.40  | 2362               | 12.74  |
| #22 Maroon               | 11/32"      | 8.73 mm  | 8.43              | 1915   | 10.88              | 2471   | 13.33              | 3028   |
|                          | #22.5       | 45/128"  | 8.94 mm           | 8.81   | 2001               | 11.37  | 2582               | 13.92  |
| #23 Cream                | 23/64"      | 9.13 mm  | 9.19              | 2087   | 11.87              | 2696   | 14.54              | 3302   |
|                          | #23.5       | 47/128"  | 9.32 mm           | 9.58   | 2176               | 12.37  | 2810               | 15.15  |
| #24 Dk. Blue             | 3/8"        | 9.53 mm  | 9.98              | 2267   | 12.88              | 2925   | 15.78              | 3584   |
|                          | #24.5       | 49/128"  | 9.73 mm           | 10.38  | 2358               | 13.40  | 3043               | 16.41  |
| #25 Copper               | 25/64"      | 9.92 mm  | 10.78             | 2448   | 13.92              | 3162   | 17.05              | 3872   |
|                          | #25.5       | 51/128"  | 10.11 mm          | 11.19  | 2542               | 14.45  | 3282               | 17.69  |
| #26 Bronze               | 13/32"      | 10.32 mm | 11.60             | 2635   | 14.98              | 3402   | 18.35              | 4168   |

**EASY-CLEAN / EASY-CHANGE**

**NOZZLE DESIGN** (Patented)



The Senninger easy change nozzle was introduced in 2008. Just pinch and pull to remove the nozzle

then place and click to re-install. Cleaning and changing nozzles is easy and convenient. There is no need to disassemble or remove the sprinkler.

The color-coded nozzles are highly visible and easy to identify. The nozzle numbers (corresponding to orifice sizes in 64ths of an inch) are visible on the ears, with half sizes denoted beneath the second digit and the notches on the lower edge of the nozzle. Nozzles are warranted to maintain correct orifice size for five years.



Senninger's commitment to world-class products, local support and technical expertise ensure we provide the most efficient and reliable agricultural irrigation solutions available in the world today.

A handwritten signature in white ink, reading 'Steve Abernethy', is centered on the page.

Steve Abernethy, President of Senninger Irrigation