



LDN[®] DYNAMIC DRIVE

Expanding the Reach of the LDN

AGRICULTURAL IRRIGATION

Low Pressure - High Performance™



DYNAMIC DRIVE

Expanding the Reach of the LDN®

The LDN Dynamic Drive is an economical solution that doesn't sacrifice performance. Built on the LDN sprinkler platform, the Dynamic Drive features a modular design and easy clean nozzles that make maintenance easier and more efficient. Its advanced brake technology ensures a smooth and consistent movement, offering optimum control for a wide and uniform application.



Features

- ① Interchangeable parts make maintenance easier and allow for tool-free assembly and disassembly
- ② One sprinkler model and one pressure regulator model can be installed across the entire machine
- ③ Five models based on installation and pressure
- ④ Two-year warranty on materials, workmanship, and performance
- ⑤ Color-coded UP3 nozzles for easy size identification. Warranted to maintain correct orifice size for five years







Five Models...




TOP-OF-PIPE SYSTEM DESIGN CRITERIA	Low Pressure TOP (White deflector)	High Pressure TOP (Dark blue deflector)
Nozzle Sizes		
Minimum	#6 3/32" (2.38 mm)	#6 3/32" (2.38 mm)
Maximum*	#26 13/32" (10.32 mm)	#26 13/32" (10.32 mm)
Flow Range		
Minimum	0.80 gpm (182 L/hr)	0.98 gpm (223 L/hr)
Maximum	14.98 gpm (3402 L/hr)	33.49 gpm (7606 L/hr)
Diameters		
at 12 ft (3,66 m) height	36 - 52 ft (11.0 - 15.8 m)	50 - 60 ft (15.2 - 18.3 m)
Maximum Spacing		
at 12 ft (3,66 m) ground clearance	11 ft (3.4 m)	20 ft (6.1 m)
Pressure at the nozzle		
Minimum and Maximum	10 psi (0.69 bar)	15 - 50 psi (1.03 - 3.45 bar)

* It is recommended that larger nozzle sizes be used only on soils that are suited for higher application rates.



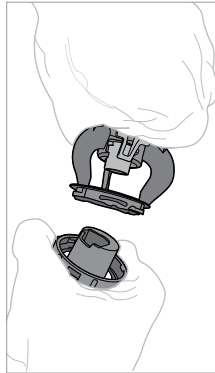
DROPHOSE SYSTEM DESIGN CRITERIA	 	
	Low Pressure DROP (Green deflector)	High Pressure DROP (Orange deflector)
Nozzle Sizes		
Minimum	#6 3/32" (2.38 mm)	#6 3/32" (2.38 mm)
Maximum*	#26 13/32" (10.32 mm)	#26 13/32" (10.32 mm)
Flow Range		
Minimum	0.80 gpm (182 L/hr)	0.98 gpm (223 L/hr)
Maximum	14.98 gpm (3402 L/hr)	25.94 gpm (5892 L/hr)
Diameters		
at 3 ft (0,91 m) height	25 - 39 ft (7.6 - 11.9 m)	26 - 47 ft (7.9 - 14.3 m)
at 6 ft (1,83 m) height	27 - 49 ft (8.2 - 14.9 m)	28 - 59 ft (8.5 - 18 m)
at 9 ft (2,74 m) height	31 - 51 ft (9.4 - 15.5 m)	38 - 59 ft (11.6 - 18 m)
Maximum Spacing		
at 9 ft (2,74 m) ground clearance	15 ft (5.5 m)	20 ft (6.1 m)
Pressure at the nozzle		
Minimum and Maximum	10 psi (0.69 bar)	15 - 30 psi (1.03 - 2.07 bar)

* It is recommended that larger nozzle sizes be used only on soils that are suited for higher application rates.
 Note: When outlet spacing exceeds 10 ft (3.0 m), keep Dynamic Drive sprinklers above crop canopy. This is especially important on high profile crops.
 Not warranted for rigid installation on offsets or booms larger than 10.5 ft (3.2 m).

PART-CIRCLE SYSTEM DESIGN CRITERIA	
	Part-Circle (Mustard deflector)
Nozzle Sizes	
Minimum	#8 1/8" (3.18 mm)
Maximum*	#15 15/64" (5.95 mm)
Flow Range	
Minimum	1.43 gpm (325 L/hr)
Maximum	8.79 gpm (1996 L/hr)
Radius	
at 9 ft (2,74 m) height	21 to 27 ft (6.4 to 8.2 m)
Pressure at the nozzle	
Minimum and Maximum	10 - 30 psi (0.69 - 2.07 bar)

*It is recommended that larger nozzle sizes be used only on soils that are suited for higher application rates.

REMOVE ENGINE MODULE

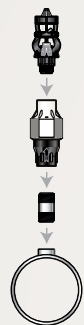


To remove the engine module, grasp the LDN bracket base with one hand and the engine module's extension bracket ring with the other. Then twist in opposite directions

TOP-OF-PIPE

- The LDN® Dynamic Drive TOP models are designed specifically for upright installation on the top-of-pipe along a center pivot or other mechanical move system.
- The LDN Dynamic Drive TOP low-pressure model requires a 10 psi (0.69 bar) pressure regulator. Senninger PSR™2 is recommended.
- Install with a 3/4" Stainless Steel (FTN33S) or the Senninger impact-modified thermoplastic nipple (FTN33) into the mainline not to exceed 2 ft (0.61 m) length.
- The LDN Dynamic Drive TOP models are not recommended for a manifold installation of two or more units from a single outlet.

NOTE: Any modifications or deletions regarding installation requirements will void product warranty.



10 psi pressure regulator (PSR2)

3/4" Stainless Steel or Senninger impact-modified nipple into the mainline (max 2 ft (0.61 m))

TOP-OF-PIPE ASSEMBLIES

DROP HOSE AND PART-CIRCLE

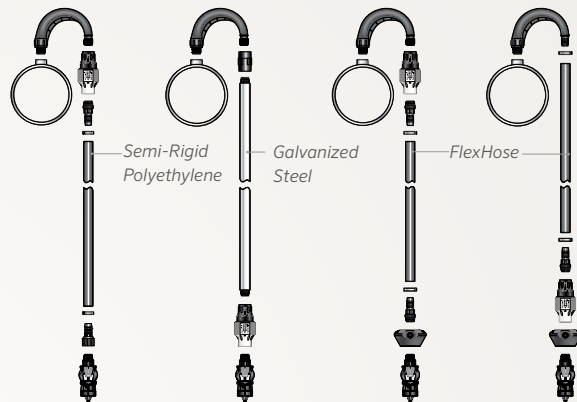
- The LDN® Dynamic Drive drop models can be mounted on rigid drops or flexible hose drops.
- When using flexible hose, a weight is recommended.
- When using the Senninger Magnum Weight, use the internal fit technology to nest weight onto the LDN bracket base.
- Conventional slip over weights can be used with the LDN Dynamic Drive drop models.
- Mount the LDN Dynamic Drive drop models no less than 3 ft. (0.91 m) above the ground.
- Mount the LDN Dynamic Drive part-circle model on a semi-rigid or rigid drop to ensure proper distribution.

Pressure Regulator Location:

- Pressure regulators can be installed at the top of the drop, or near the applicator.
- Always follow your customized printout for proper pressure regulator placement.

Important: To maintain product warranty and maximize drop component life, refer to the information and diagrams here.

DROP HOSE AND PART-CIRCLE ASSEMBLIES



Minimum ground clearance of 3.0 ft (0.91 m)



The Senninger commitment to world-class products, local support and technical expertise ensure we provide the most efficient and reliable agricultural irrigation solutions available in the world today.

A handwritten signature in white ink, reading "Stephen D. Abernethy".

Stephen D. Abernethy, President of Senninger Irrigation