

# Senninger® Pivot Irrigation Products

*Low Pressure - High Performance™*

## Hunter®

*Agricultural Irrigation*



# WHAT'S INSIDE

## WOBBLER®

|                     |    |
|---------------------|----|
| ■ i-Wob®2           | 04 |
| ■ Xi-Wob™           | 06 |
| ■ Xcel-Wobbler™ TOP | 08 |

## IMPACT SPRINKLER

|                        |    |
|------------------------|----|
| ■ Pivot-Master® Impact | 09 |
|------------------------|----|

## SPRAY NOZZLES

|                           |    |
|---------------------------|----|
| ■ LDN® Dynamic Drive      | 10 |
| ■ Close Spacing           | 12 |
| ■ LDN® Wide Spray Bubbler | 12 |
| ■ LDN® (Low Drift Nozzle) | 14 |
| ■ LDN® Part-Circle        | 15 |
| ■ Super Spray®            | 16 |
| ■ End Spray               | 17 |

## GOOSENECKS

|                         |    |
|-------------------------|----|
| ■ Goosenecks            | 18 |
| ■ Truss Rod Hose Slings | 19 |

## PRESSURE REGULATORS

|                         |    |
|-------------------------|----|
| ■ Filter Regulator      | 20 |
| ■ PSR™2 - Pivot-Special | 21 |
| ■ PRL - Low Flow        | 22 |
| ■ PMR-MF - Medium Flow  | 22 |

## COMPONENTS

|                                   |    |
|-----------------------------------|----|
| ■ Hose, Clamps, Crimp Tool        | 23 |
| ■ Ball Valve, Adapters & Fittings | 23 |
| ■ Quick Connect Coupling          | 23 |
| ■ Universal Magnum Weight™        | 24 |
| ■ Pressure Gauge, Pressure Drop   | 24 |
| ■ VPI - Visual Pressure Indicator | 24 |
| ■ Nozzle Flows - Imperial         | 25 |
| ■ Nozzle Flows - Metric           | 26 |
| ■ Product Warranty                | 27 |

# PARTNERING TOGETHER

For over 6 decades, Senninger® has been the proud provider of agricultural irrigation products serving farmers and irrigation professionals around the world. To further strengthen our company, Senninger Irrigation will now proudly carry the family name of our parent company, as Hunter Agricultural Irrigation.

### What This Means to You:

- Continued high-quality Senninger products
- Growing footprint of facilities and personnel to meet your irrigation needs
- Continued outstanding technical support and customer service
- Enhanced production and automation investments worldwide
- Long term commitment to the agricultural irrigation markets we serve

We're grateful to you, our customers, for your partnership and trust over the years. Your support continues to drive our passion for providing industry-leading products, comprehensive educational programs, and exceptional customer service.



## UNIVERSAL PIVOT PRODUCTS PLATFORM

The Senninger® exclusive UP3® (Universal Pivot Products Platform) product line adds significant benefits to the proven technologies of the i-Wob®2, Xi-Wob™, Dynamic Drive, LDN®, Super Spray® and Xcel-Wobbler™ TOP making nozzle changes just a click away.

Growers may want to renozzle to utilize different flow rates on their sprinkler package. Lower flow rates are often used for germination and chemigation. Some growers experience frequent drops in well capacity or simply want to tailor-manage their resources. The UP3 nozzle design offers a quick solution for easy nozzle changes along with two convenient options for nozzle carriers so your next nozzle is always at hand when you're ready to make the change.



### EASY-CLEAN / EASY-CHANGE UP3 NOZZLE (Patented)



Just pinch and pull to remove the nozzle then place and click to re-install. Cleaning and changing nozzles is easy and convenient. There is no need to disassemble or remove the sprinkler.

The color-coded nozzles are highly visible and easy to identify. The nozzle numbers (corresponding to orifice sizes in 64ths of an inch) are visible on the ears, with half sizes denoted beneath the second digit and the notches on the lower edge of the nozzle.

### UP3 DUAL NOZZLE CARRIER (Patented)



To access the secondary nozzle, pinch and pull the nozzle from the applicator, flip the carrier over and click in the secondary nozzle. The carrier is marked to indicate high and low flow nozzles. When installed in the applicator, if HIGH is visible on the carrier, then the lower flow nozzle is in use. If LOW is visible on the carrier, the higher flow nozzle is in use.

### UP3 DUAL NOZZLE FITTING



Designed to be used instead of a standard barb x threaded fitting, this device carries two additional UP3 nozzles. Just pinch and pull to remove nozzles and place and click to reinstall. Nozzles are easily identifiable with numbers on the ears. The larger the number, the higher the flow.

# i-Wob<sup>®</sup>2



## I-WOB2

### FOUR DEFLECTORS AVAILABLE

Grey, Black, Blue or White

SA9 (Standard Angle 9-Groove) model shown above

Introducing the i-Wob<sup>®</sup>2, the next generation of Wobbler<sup>®</sup> Technology. Wear surfaces have been improved and a protective shroud doubles as a nozzle carrier for two extra nozzles. The i-Wob2 is designed for areas where poor water quality may cause higher wear on irrigation componets.

## FEATURES

- Uses Wobbler<sup>®</sup> Technology – unique rotary action combined with wobbling grooved deflectors
- Outstanding uniformity over a large area for low application intensity
- Low pressure operation saves money and energy - 6 to 15 psi (0.41 to 1.03 bar).
- Four different models available based on desired trajectory and droplet size
- Exclusive below-the-nozzle weight eliminates the need for heavier, conventional drop weights.
- UP3<sup>®</sup> snap-in nozzle is easy to remove for cleaning or changing. To remove the nozzle simply pinch and pull, then place and click to install.
- Backed by the longest warranty in the industry (3 years) covering materials, workmanship, and performance



Use the Universal Magnum Weight<sup>™</sup> on flexible hose installations.


(See pg. 24)

## I-WOB2 SYSTEM ASSEMBLY

- The i-Wob2 must be mounted with a minimum of 2 ft (0.6 m) reinforced flexible hose above the applicator because of its off-center rotary action. The hose must always be on outlet end of semi-rigid or rigid drop.
- When using the Universal Magnum Weight or One Weight, never use another weight above the i-Wob2. Always be sure the weight is tightly threaded into the bottom of the i-Wob2 (140 inch-lbs. torque recommended).
- If you are using a conventional weight above the i-Wob2, only use a threaded weight weighing at least 1.5 lbs (0.7 kg), but not exceeding 1 ft (0.31 m) in length. A slipover drop weight is not recommended.

**Note:** Any modifications or deletions regarding installation requirements will void warranty.

**INSTANTANEOUS AREA OF COVERAGE**



In this example, the i-Wob2 is spreading the same amount of water over an area five times greater than the area covered by the spray nozzle.

**LOW APPLICATION INTENSITY**

Stream-driven applicators provide good throw distance, but their distinct streams instantaneously place the entire flow in a relatively small area. This more intense application can negatively impact the soil surface. In contrast, the i-Wob2 applies water to a larger area of soil surface, reducing the impact of the sprinkler's pattern on the soil structure. Larger instantaneous coverage offers a slower intake rate to help reduce runoff and wheel tracking.

**UNMATCHED UNIFORMITY**

The unique rotary action combined with the wobbling grooved deflector delivers outstanding uniformity over a large area of coverage. The droplet size can be tailored to the needs of the soil through the selection of the deflector and the proper operating pressure.



Four different deflector models based on desired trajectory and droplet size.

| I-WOB <sup>®</sup> 2 SYSTEM DESIGN CRITERIA             | Standard Angle 6 Groove - Grey Small Droplet | Standard Angle 9 Groove - Black Medium Droplet | Low Angle 9 Groove - Blue Medium Droplet | Low Angle 6 Groove - White Large Droplet |
|---|--|--|--|--|
| <b>Nozzle Sizes*</b>                                    |  |  |  |  |
| at 6 psi (0.41 bar) **                                  | #12 - 26 3/16 - 13/32" (4.76 - 10.32 mm)     | #12 - 26 3/16 - 13/32" (4.76 - 10.32 mm)       | #12 - 26 3/16 - 13/32" (4.76 - 10.32 mm) | #12 - 26 3/16 - 13/32" (4.76 - 10.32 mm) |
| at 10 - 15 psi (0.69 - 1.03 bar)                        | #10 - 26 5/32 - 13/32" (3.97 - 10.32 mm)     | #6 - 26 3/32 - 13/32" (2.38 - 10.32 mm)        | #6 - 26 3/32 - 13/32" (2.38 - 10.32 mm)  | #12 - 26 3/16 - 13/32" (4.76 - 10.32 mm) |
| <b>Flows</b>  |  |  |  |  |
| at 6 psi (0.41 bar) **                                  | 2.51 - 11.60 gpm (570 - 2635 L/hr)           | 2.51 - 11.60 gpm (570 - 2635 L/hr)             | 2.51 - 11.60 gpm (570 - 2635 L/hr)       | 2.51 - 11.60 gpm (570 - 2635 L/hr)       |
| at 10 - 15 psi (0.69 - 1.03 bar)                        | 2.24 - 18.35 gpm (509 - 4168 L/hr)           | 0.8 - 18.35 gpm (182 - 4168 L/hr)              | 0.8 - 18.35 gpm (182 - 4168 L/hr)        | 3.24 - 18.35 gpm (736 - 4168 L/hr)       |
| <b>Diameters</b>  |  |  |  |  |
| 3 feet (0.91 m) height at 6 psi (0.41 bar) **           | 26 - 30 ft (8.0 - 9.1 m)                     | 30 - 34 ft (9.1 - 10.4 m)                      | 28 - 30 ft (8.5 - 9.1 m)                 | 28 - 32 ft (8.5 - 9.8 m)                 |
| 3 feet (0.91 m) height at 10 - 15 psi (0.69 - 1.03 bar) | 36 - 46 ft (11.0 - 14.0 m)                   | 31 - 53 ft (9.5 - 16.2 m)                      | 31 - 47 ft (9.5 - 14.3 m)                | 40 - 49 ft (12.2 - 14.9 m)               |
| 6 feet (1.83 m) height at 6 psi (0.41 bar) **           | 30 - 34 ft (9.1 - 10.4 m)                    | 36 - 42 ft (11.0 - 12.8 m)                     | 32 - 35 ft (9.8 - 10.7 m)                | 32 - 39 ft (9.8 - 11.9 m)                |
| 6 feet (1.83 m) height at 10 - 15 psi (0.69 - 1.03 bar) | 35 - 50 ft (10.7 - 15.2 m)                   | 34 - 57 ft (10.4 - 17.4 m)                     | 35 - 50 ft (10.7 - 15.2 m)               | 44 - 53 ft (13.4 - 16.2 m)               |
| 9 feet (2.74 m) height at 6 psi (0.41 bar) **           | 34 - 36 ft (10.4 - 11.0 m)                   | 40 - 46 ft (12.2 - 14.0 m)                     | 36 - 42 ft (11.0 - 12.8 m)               | 34 - 44 ft (10.4 - 13.4 m)               |
| 9 feet (2.74 m) height at 10 - 15 psi (0.69 - 1.03 bar) | 36 - 52 ft (11.0 - 15.8 m)                   | 38 - 59 ft (11.6 - 18.0 m)                     | 39 - 55 ft (11.9 - 16.8 m)               | 49 - 57 ft (14.0 - 17.4 m)               |
| <b>Maximum Spacing***</b>                               |  |  |  |  |
| at 6 psi (0.41 bar) **                                  | 10 ft (3.0 m)                                | 10 ft (3.0 m)                                  | 10 ft (3.0 m)                            | 10 ft (3.0 m)                            |
| at 10 - 15 psi (0.69 - 1.03 bar)                        | 18 ft (5.5 m)                                | 20 ft (6.1 m)                                  | 18 ft (5.5 m)                            | 15 ft (4.6 m)                            |
| <b>Inlet Pressure</b>                                   |  |  |  |  |
| Minimum   | 6 psi (0.41 bar)                             | 6 psi (0.41 bar)                               | 6 psi (0.41 bar)                         | 6 psi (0.41 bar)                         |
| Maximum   | 15 psi (1.03 bar)                            | 15 psi (1.03 bar)                              | 15 psi (1.03 bar)                        | 15 psi (1.03 bar)                        |

\* It is recommended that larger nozzle sizes be used only on soils that can handle higher application rates.  
 \*\* Senninger recommends 10 psi (0.69 bar) for optimum performance. 6 psi (0.41 bar) can be used for nozzles #12 and larger.  
 \*\*\* For optimum performance, Senninger recommends the use of maximum spacing for 1-2 spans only.

**Note:** Always mount the i-Wob2 on a minimum of 2 ft (0.6 m) reinforced flexible hose. The hose must be on the outlet end of any semi-rigid or rigid drop. Keep the i-Wob2 above crop canopy when outlet spacing exceeds 10 ft (3.0 m). This is especially important on high profile crops.

# Xi-Wob™



## **XI-WOB THREE DEFLECTORS AVAILABLE**

Blue, Black or Grey

615 (6-Groove 15-Degree)  
model shown above

The Senninger® Xi-Wob™ provides the same low application intensity and uniform distribution pattern that has made the i-Wob®2 the leading pivot sprinkler on the market. The Xi-Wob's patented counter balance technology makes it ideal for installation on semi-rigid PE drops, steel drops, and flexible hose drops when used with the Universal Magnum Weight™.

### **FEATURES**

- Uses Wobbler® Technology – unique rotary action combined with wobbling grooved deflectors
- Outstanding uniformity over a large area for low application intensity
- Low pressure operation saves money and energy - 10 to 15 psi (0.69 to 1.03 bar).
- Three different models available based on desired trajectory and droplet size
- UP3® snap-in nozzle is easy to remove for cleaning or changing. To remove the nozzle simply pinch and pull, then place and click to install.

### **XI-WOB SYSTEM ASSEMBLY**

- The Xi-Wob must be mounted no more than 1 ft (0.3 m) below the truss rod on semi-rigid Polyethylene or steel drops. Do not use PVC drops.
- The Xi-Wob can also be mounted on flexible hose drops when used with the Universal Magnum Weight.



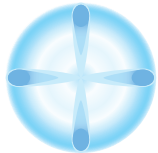
Use the Universal Magnum Weight™ on flexible hose installations.

(See pg. 24)

**INSTANTANEOUS AREA OF COVERAGE**



Xi-Wob



Stream Driven

In this example, the Xi-Wob is spreading the same amount of water over an area five times greater than the area covered by the spray nozzle.

**LOW APPLICATION INTENSITY**

Stream-driven applicators provide good throw distance, but their distinct streams instantaneously place the entire flow in a relatively small area. This more intense application can negatively impact the soil surface. In contrast, the Xi-Wob applies water to a larger area of soil surface, reducing the impact of the sprinkler's pattern on the soil structure. Larger instantaneous coverage offers a slower intake rate to help reduce runoff and wheel tracking.

**UNMATCHED UNIFORMITY**

The unique rotary action combined with the wobbling grooved deflector delivers outstanding uniformity over a large area of coverage. The droplet size from the Xi-Wob can be tailored to the needs of the soil through the selection of the deflector and the proper operating pressure.



**XI-WOB™**

**DESIGN CRITERIA**

|                                   | Model 610 (Blue)<br>6-Groove<br>10° Trajectory<br>Medium Droplets | Model 615 (Black)<br>6-Groove<br>15° Trajectory<br>Large Droplets | Model 910 (Grey)<br>9-Groove<br>10° Trajectory<br>Small Droplets |
|-----------------------------------|---|---|--|
| <b>Nozzle sizes</b>               |   |   |  |
| Minimum                           | #7 7/64" (2.78 mm)  | #10 5/32" (3.97 mm)   | #10 5/32" (3.97 mm)  |
| Maximum*                          | #24 3/8" (9.53 mm)  | #24 3/8" (9.53 mm)  | #24 3/8" (9.53 mm)   |
| <b>Flows</b>                      |   |   |  |
| Minimum                           | 1.09 gpm (248 L/hr)   | 2.24 gpm (509 L/hr)   | 2.24 gpm (509 L/hr)  |
| Maximum                           | 15.78 gpm (3584 L/hr)   | 15.78 gpm (3584 L/hr)   | 15.78 gpm (3584 L/hr)  |
| <b>Diameters</b>                  |   |   |  |
| Minimum at 3 ft (0.91 m)          | 30 ft (9.1 m)   | 38 ft (11.6 m)  | 33 ft (10.1 m)   |
| Maximum at 3 ft (0.91 m)          | 41 ft (12.5 m)  | 43 ft (13.1 m)  | 36 ft (11.0 m)   |
| Minimum at 6 ft (1.83 m)          | 35 ft (10.7 m)  | 43 ft (13.1 m)  | 38 ft (11.6 m)   |
| Maximum at 6 ft (1.83 m)          | 45 ft (13.7 m)  | 50 ft (15.2 m)  | 43 ft (13.1 m)   |
| Minimum at 9 ft (2.74 m)          | 37 ft (11.3 m)  | 46 ft (14.0 m)  | 43 ft (13.1 m)   |
| Maximum at 9 ft (2.74 m)          | 47 ft (14.3 m)  | 55 ft (16.8 m)  | 50 ft (15.2 m)   |
| <b>Maximum Spacing**</b>          |   |   |  |
| at 6 ft (1.8 m) ground clearance  | 18 ft (5.5 m)   | 20 ft (6.1 m)   | 18 ft (5.5 m)  |
| at 9 ft (2.74 m) ground clearance | 18 ft (5.5 m)   | 20 ft (6.1 m)   | 18 ft (5.5 m)  |
| <b>Inlet Pressure</b>             |   |   |  |
| Minimum                           | 10 psi (0.69 bar)   | 10 psi (0.69 bar)   | 10 psi (0.69 bar)  |
| Maximum                           | 15 psi (1.03 bar)   | 15 psi (1.03 bar)   | 15 psi (1.03 bar)  |

Three different deflector models based on desired trajectory and droplet size.

\* It is recommended that larger nozzle sizes be used only on soils that are suited for higher application rates.

\*\* For optimum performance, Senninger recommends the use of maximum spacing for 1-2 spans only.

**Note:** When outlet spacing exceeds 10 ft (3.0 m), keep the Xi-Wob above crop canopy. This is especially important on high profile crops. Not warranted for rigid installation on offsets or booms larger than 10.5 ft (3.2 m). Longer offsets and booms require a minimum of 2 ft (0.61 m) reinforced flex hose.

# Xcel-Wobbler™ TOP

Senninger® has expanded their patented Wobbler® Technology with a new top-of-pipe Xcel-Wobbler™ employing the innovative UP3® nozzle. This new sprinkler is designed for low pressure to promote energy savings. It produces a wind-resistant larger droplet size. The gentle rain-like application is suitable for all soils and various terrains.



## FEATURES

- Uses Wobbler Technology™ – unique rotary action combined with wobbling grooved deflectors
- Outstanding uniformity over a large area for low application intensity
- More economical than sprinkler packages with crop components
- Low pressure operation saves money and energy - 10 psi (0.69 bar).
- UP3® snap-in nozzle is easy to remove for cleaning. To remove the nozzle, simply pinch and pull, then place and click to install.

## XCEL-WOBBLER SYSTEM ASSEMBLY

- The Xcel-Wobbler TOP must employ a 10 psi (0.69 bar) pressure regulator (PSR™2 recommended).
- Use a 3/4" galvanized nipple or Senninger's impact-modified thermoplastic nipple into the mainline (maximum 2 ft or 0.6 m length). PVC nipples are not recommended.
- The Xcel-Wobbler TOP is designed specifically for upright installation on top-of-pipe.
- The Xcel-Wobbler TOP is not recommended for a manifold installation of two or more units from a single outlet.

**Note:** Any modifications or deletions regarding installation requirements will void warranty.

### XCEL-WOBBLER TOP DESIGN CRITERIA

|                                    | (Blue)<br>6-groove 5° Trajectory<br>Large Droplets                 |
|------------------------------------|--|
| <b>Nozzle Sizes</b>                |  |
| Minimum                            | #6 3/32" (2.38 mm)   |
| Maximum*                           | #26 13/32" (10.32 mm)  |
| <b>Flows</b>                       |  |
| Minimum                            | 0.80 gpm (182 L/hr)  |
| Maximum                            | 14.98 gpm (3402 L/hr)  |
| <b>Diameters</b>                   |  |
| Minimum at 12 ft. (3.66 m)         | 44 ft (13.4 m)   |
| Maximum at 12 ft. (3.66 m)         | 51 ft (15.5 m)   |
| <b>Maximum Spacing</b>             |  |
| at 12 ft (3.66 m) ground clearance | 20 ft (6.1 m) up to nozzle #16.5<br>10 ft (3.0 m) nozzles #17 - 26 |
| <b>Inlet Pressure</b>              |  |
|                                    | 10 psi (0.69 bar)  |

\* It is recommended that larger nozzle sizes be used only on soils that can handle higher application rates.



# Pivot Master®



The Senninger® Pivot Master® impact sprinklers distribute water in a low 6° trajectory and are designed to resist wind-drift. Their large diameter of throw means fewer sprinklers are needed.

## FEATURES

- Color-coded band identifies each model based on flow (see chart below).
- Durable design with an enclosed splasharm spring and bearing for protection from the elements
- 3/4" NPT brass connection for use in galvanized steel fittings
- The Hand Tight Nozzle™ eliminates the need for tools during renozzling; simply place and twist to install. Nozzle sizes are easily identified with color-coding. Warranted to maintain their correct orifice size for five years.



| PIVOT MASTER IMPACT DESIGN CRITERIA | 3006 - Orange         | 4006 - White           | 5006 - Blue             | 5006-2 - Blue                               |
|-------------------------------------|-----------------------|------------------------|-------------------------|---|
| <b>Nozzle sizes</b>                 |                       |                        |                         |   |
| Minimum                             | #7<br>7/64" (2.78 mm) | #10<br>5/32" (3.97 mm) | #13<br>13/64" (5.16 mm) | #13 x 12<br>13/64" x 3/16" (5.16 x 4.76 mm) |
| Maximum*                            | #9<br>9/64" (3.57 mm) | #12<br>3/16" (4.76 mm) | #18<br>9/32" (7.14 mm)  | #18 x 18<br>9/32" x 9/32" (7.14 x 7.14 mm)  |
| <b>Flows</b>                        |                       |                        |                         |   |
| Minimum                             | 1.87 gpm (425 L/hr)   | 3.80 gpm (863 L/hr)    | 6.20 gpm (1408 L/hr)    | 11.34 gpm (2576 L/hr)                       |
| Maximum                             | 4.35 gpm (988 L/hr)   | 7.70 gpm (1749 L/hr)   | 16.0 gpm (3634 L/hr)    | 36.0 gpm (8177 L/hr)                        |
| <b>Diameters</b>                    |                       |                        |                         |   |
| Minimum at 12 ft (3.66 m)           | 73 ft (22.3 m)        | 80 ft (24.4 m)         | 84 ft (25.6 m)          | 84 ft (25.6 m)                              |
| Maximum at 12 ft (3.66 m)           | 87 ft (26.5 m)        | 93 ft (28.3 m)         | 105 ft (32.0 m)         | 105 ft (32.0 m)                             |
| <b>Inlet Pressure</b>               |                       |                        |                         |   |
| Minimum                             | 30 psi (2.07 bar)     | 30 psi (2.07 bar)      | 30 psi (2.07 bar)       | 30 psi (2.07 bar)                           |
| Maximum                             | 60 psi (4.14 bar)     | 60 psi (4.14 bar)      | 60 psi (4.14 bar)       | 60 psi (4.14 bar)                           |

\* It is recommended that larger nozzle sizes be used only on soils that can handle higher application rates. Larger flow models available. Square-orifice nozzles not recommended.

# Dynamic Drive

The LDN® Dynamic Drive is an economical solution that doesn't sacrifice performance. Built on the LDN sprinkler platform, the Dynamic Drive features a modular design and easy clean nozzles that make maintenance easier and more efficient. Its advanced brake technology ensures a smooth and consistent movement, offering optimum control for a wide and uniform application.



## FEATURES

- Interchangeable parts make maintenance easier and allow for tool-free assembly and disassembly.
- One sprinkler model and one pressure regulator model can be installed across the entire machine.
- Five models based on installation and pressure
- UP3® snap-in nozzle is easy to remove for cleaning. To remove the nozzle, simply pinch and pull, then place and click to install.

## TOP-OF-PIPE SYSTEM ASSEMBLY

- The LDN® Dynamic Drive TOP models are designed specifically for upright installation on the top-of-pipe along a center pivot or other mechanical move system.
- The LDN Dynamic Drive TOP low-pressure model requires a 0.69 bar pressure regulator. Senninger® PSR™2 is recommended.
- Install with a 3/4" stainless steel nipple (FTN33S) or the Senninger impact-modified thermoplastic nipple (FTN33) into the mainline, not to exceed 0.61 m length.
- The LDN Dynamic Drive TOP models are not recommended for a manifold installation of two or more units from a single outlet.

**Note:** Any modifications or deletions regarding installation requirements will void product warranty.



### TOP-OF-PIPE SYSTEM DESIGN CRITERIA

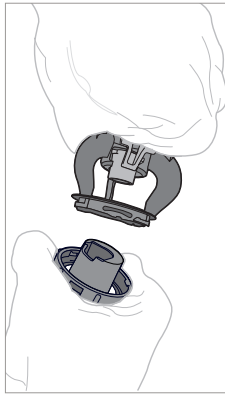
|                                 | Low Pressure TOP (White Deflector) | High Pressure TOP (Dark Blue Deflector) |
|---------------------------------|------------------------------------|---|
| <b>Nozzle Sizes</b>             |                                    |   |
| Minimum                         | #6 3/32" (2.38 mm)                 | #6 3/32" (2.38 mm)                      |
| Maximum*                        | #26 1 1/32" (10.32 mm)             | #26 1 1/32" (10.32 mm)                  |
| <b>Flow Range</b>               |                                    |   |
| Minimum                         | 0.80 gpm (182 L/hr)                | 0.98 gpm (223 L/hr)                     |
| Maximum                         | 14.98 gpm (3402 L/hr)              | 33.49 gpm (7606 L/hr)                   |
| <b>Diameters</b>                |                                    |   |
| 12 ft (3.66 m) height           | 36 - 52 ft (11.0 - 15.8 m)         | 50 - 60 ft (15.2 - 18.3 m)              |
| <b>Maximum Spacing</b>          |                                    |   |
| 12 ft (3.66 m) ground clearance | 11 ft (3.4 m)                      | 20 ft (6.1 m)                           |
| <b>Inlet Pressure</b>           |                                    |   |
| Minimum and Maximum             | 10 psi (0.69 bar)                  | 15 - 50 psi (1.03 - 3.45 bar)           |

\* It is recommended that larger nozzle sizes be used only on soils that are suited for higher application rates.

# Dynamic Drive

## REMOVE ENGINE MODULE

To remove the engine module, grasp the LDN bracket base with one hand and the engine module's extension bracket ring with the other. Then twist in opposite directions.



## DROP HOSE AND PART-CIRCLE SYSTEM ASSEMBLY

- The LDN® Dynamic Drive drop models can be mounted on rigid drops or flexible hose drops.
- When using flexible hose, a weight is recommended.
- When using the Senninger® Universal Magnum Weight™, thread onto the LDN bracket base.
- Conventional slip over weights can be used with the LDN Dynamic Drive drop models.
- Mount the LDN Dynamic Drive drop models no less than 3 ft. (0.91 m) above the ground.
- Mount the LDN Dynamic Drive part-circle model on a semi-rigid or rigid drop to ensure proper distribution.



| DROP HOSE SYSTEM DESIGN CRITERIA | Low Pressure DROP (Green Deflector) | High Pressure DROP (Orange Deflector) |
|----------------------------------|-------------------------------------|---------------------------------------|
| <b>Nozzle Sizes</b>              |                                     |                                       |
| Minimum                          | #6 3/32" (2.38 mm)                  | #6 3/32" (2.38 mm)                    |
| Maximum*                         | #26 13/32" (10.32 mm)               | #26 13/32" (10.32 mm)                 |
| <b>Flow Range</b>                |                                     |                                       |
| Minimum                          | 0.80 gpm (182 L/hr)                 | 0.98 gpm (223 L/hr)                   |
| Maximum                          | 14.98 gpm (3402 L/hr)               | 25.94 gpm (5892 L/hr)                 |
| <b>Diameters</b>                 |                                     |                                       |
| 3 ft (0.91 m) height             | 25 - 39 ft (7.6 - 11.9 m)           | 26 - 47 ft (7.9 - 14.3 m)             |
| 6 ft (1.83 m) height             | 27 - 49 ft (8.2 - 14.9 m)           | 28 - 59 ft (8.5 - 18 m)               |
| 9 ft (2.74 m) height             | 31 - 51 ft (9.4 - 15.5 m)           | 38 - 59 ft (11.6 - 18 m)              |
| <b>Maximum Spacing</b>           |                                     |                                       |
| 9 ft (2.74 m) ground clearance   | 15 ft (4.6 m)                       | 20 ft (6.1 m)                         |
| <b>Inlet Pressure</b>            |                                     |                                       |
| Minimum and Maximum              | 10 psi (0.69 bar)                   | 15 - 30 psi (1.03 - 2.07 bar)         |

\* It is recommended that larger nozzle sizes be used only on soils that are suited for higher application rates.

**Note:** When outlet spacing exceeds 10 ft (3.0 m), keep Dynamic Drive sprinklers above crop canopy. This is especially important on high profile crops. Not warranted for rigid installation on offsets or booms larger than 10.5 ft (3.2 m).

| PART-CIRCLE SYSTEM DESIGN CRITERIA | Part-Circle (Mustard Deflector) |
|------------------------------------|---------------------------------|
| <b>Nozzle Sizes</b>                |                                 |
| Minimum                            | #8 1/8" (3.18 mm)               |
| Maximum*                           | #15 15/64" (5.95 mm)            |
| <b>Flow Range</b>                  |                                 |
| Minimum                            | 1.43 gpm (325 L/hr)             |
| Maximum                            | 8.79 gpm (1996 L/hr)            |
| <b>Radius</b>                      |                                 |
| 9 ft (2.74 m) height               | 21 to 27 ft (6.4 to 8.2 m)      |
| <b>Inlet Pressure</b>              |                                 |
| Minimum and Maximum                | 10 - 30 psi (0.69 - 2.07 bar)   |

\* It is recommended that larger nozzle sizes be used only on soils that are suited for higher application rates.



Use the Universal Magnum Weight™ on flexible hose installations.

(See pg. 24)

# Close Spacing

**LEPA (Low Energy Precision Application) Close Spacing** is a water efficient irrigation practice that relies on bubble applicators. LEPA system gently deliver water from a height of 8” to 18” (20 to 46 cm) above the ground, without spraying, to combat wind-drift and prevent evaporation loss.



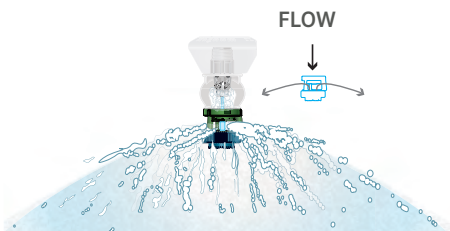
## FEATURES

- Prevent wind-drift losses
- Minimize evaporative loss
- Avoid wetting plant canopy in row crops
- Achieve a more uniform root zone coverage
- Can increase yield using less water

## EASY CONVERSION TO AND FROM SPRAY IRRIGATION

By combining a LEPA surface with a deflector pad, each of these allows for easy conversion between LEPA application and spray irrigation. Simply twist and unlock the deflector pad. Flip it over and twist it to lock it back in place. The choice of deflector pads is based on the desired trajectory and spray pattern.

## LDN® Wide Spray Bubble Assemblies

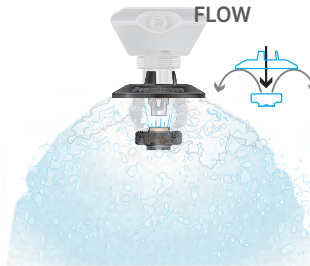


The Wide Spray Bubble provides a total coverage solution for 30" to 60" (0.76 to 1.5 m) spacing. It produces a wide gentle aerated pattern suitable for most crops and soils.



# Close Spacing

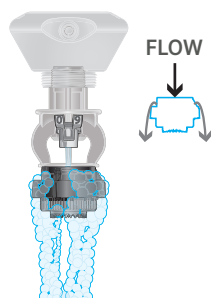
## LDN® Shroud™ with Pad Inserts



The Shroud is used in conjunction with deflector pads containing a bubble or chem pad insert. The Shroud deflects the water from the insert down in a gentle dome-shaped pattern, providing complete coverage of the field. Due to its less concentrated distribution, it can be used on fields without furrows and is often used for germination as well as irrigation.

|  <p><b>LDNSCUP3</b><br/>LDN Shroud with clips</p> | CONCAVE  | FLAT   | CONVEX   |                     |
|--|--|--|--|---------------------|
|  |   |   |   | Beige Bubble Insert |
|  |   |   |   | Red CM1 Insert      |
|  |  |  |  | Maroon CM2 Insert   |

## LDN® with UP3® Bubbler Pad Inserts



The bubbler side of the deflector pad gently deposits water onto the soil surface in a bubbling stream. This aerated cascading stream resists the effects of wind and evaporation.



Use the *Universal Magnum Weight™* on flexible hose installations.

(See pg. 24)

| CONCAVE   | FLAT  | CONVEX   |
|---|---|--|
|  |  |  |

# LDN<sup>®</sup> Spray Irrigation


The LDN<sup>®</sup> was the first spray nozzle for pivots providing the option to stack multiple deflector pads. Each additional pad has extra grooves that divide larger flows into multiple streams.

## FEATURES

- Widens the wetted footprint of larger flows to help match the soil's infiltration rate to reduce runoff
- The additional streams also help eliminate small droplets to reduce wind-drift and maintain pattern integrity.
- Low pressures operation of 6 to 20 psi (0.41 to 1.38 bar) can reduce pumping costs.
- UP3<sup>®</sup> snap-in nozzle is easy to remove for cleaning. To remove the nozzle, simply pinch and pull, then place and click to install.




**SINGLE**




12, 24  
or 33  
grooves

---




**DOUBLE**




66  
grooves

---



**TRIPLE**




99  
grooves

| NOZZLE NUMBER & SIZE |        |          | PADS    |
|----------------------|--------|----------|---------|
| 02                   | 1/32"  | 0.79 mm  |         |
| 03                   | 3/64"  | 1.19 mm  | Mini 12 |
| 04                   | 1/16"  | 1.59 mm  |         |
| 05                   | 5/64"  | 1.98 mm  | Mini 24 |
| 06                   | 3/32"  | 2.38 mm  |         |
| 07                   | 7/64"  | 2.78 mm  |         |
| 08                   | 1/8"   | 3.18 mm  |         |
| 09                   | 9/64"  | 3.57 mm  |         |
| 10                   | 5/32"  | 3.97 mm  |         |
| 11                   | 11/64" | 4.37 mm  | Single  |
| 12                   | 3/16"  | 4.76 mm  |         |
| 13                   | 13/64" | 5.16 mm  |         |
| 14                   | 7/32"  | 5.56 mm  |         |
| 15                   | 15/64" | 5.95 mm  |         |
| 16                   | 1/4"   | 6.35 mm  | Double  |
| 17                   | 17/64" | 6.75 mm  |         |
| 18                   | 9/32"  | 7.14 mm  |         |
| 19                   | 19/64" | 7.54 mm  |         |
| 20                   | 5/16"  | 7.94 mm  |         |
| 21                   | 21/64" | 8.33 mm  |         |
| 22                   | 11/32" | 8.73 mm  |         |
| 23                   | 23/64" | 9.13 mm  |         |
| 24                   | 3/8"   | 9.53 mm  | Triple  |
| 25                   | 25/64" | 9.92 mm  |         |
| 26                   | 13/32" | 10.32 mm |         |

The LDN is incredibly versatile thanks to its various deflector pad options. Each surface is also available in three basic geometries based on the desired trajectory of throw - flat (black), concave (blue) for a slightly upward spray, and convex (green) for a slightly downward spray.



The surfaces of the deflector pads (smooth, grooved, medium groove, or deep groove) each delivers a different spray pattern and droplet size.



# LDN® Spray Irrigation



Use the Universal Magnum Weight™ on flexible hose installations.

(See pg. 24)

| LDN DESIGN CRITERIA    | Standard or Medium 33 Groove | 24 Deep Groove        | Mini 24 Groove         | Mini 12 Groove      |
|------------------------|------------------------------|-----------------------|------------------------|---------------------|
| <b>Nozzle sizes</b>    |                              |                       |                        |                     |
| Minimum                | #10 5/32" (3.97 mm)          | #10 5/32" (3.97 mm)   | #4 1/16" (1.59 mm)     | #2 1/32" (0.79 mm)  |
| Maximum*               | #26 13/32" (10.32 mm)        | #26 13/32" (10.32 mm) | #9.5 19/128" (3.76 mm) | #5 5/64" (1.98 mm)  |
| <b>Flows</b>           |                              |                       |                        |                     |
| Minimum                | 1.74 gpm (395 L/hr)          | 1.74 gpm (395 L/hr)   | 0.27 gpm (61 L/hr)     | 0.07 gpm (16 L/hr)  |
| Maximum                | 21.18 gpm (4811 L/hr)        | 21.18 gpm (4811 L/hr) | 2.86 gpm (650 L/hr)    | 0.78 gpm (177 L/hr) |
| <b>Inlet Pressure</b>  |                              |                       |                        |                     |
| Minimum                | 6 psi (0.41 bar)             | 6 psi (0.41 bar)      | 6 psi (0.41 bar)       | 6 psi (0.41 bar)    |
| Maximum                | 20 psi (1.38 bar)            | 20 psi (1.38 bar)     | 20 psi (1.38 bar)      | 20 psi (1.38 bar)   |
| <b>Maximum Spacing</b> |                              |                       |                        |                     |
| Above crop canopy**    | 11 ft (3.4 bar)              | 11 ft (3.4 bar)       | 11 ft (3.4 bar)        | 7 ft (2.1 bar)      |
| Below crop canopy      | 7 ft (2.1 bar)               | 7 ft (2.1 bar)        | 7 ft (2.1 bar)         | 7 ft (2.1 bar)      |

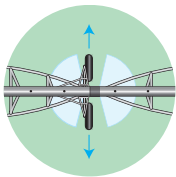
\* It is recommended that larger nozzle sizes be used only on soils that can handle higher application rates. The LDN is not recommended for surface water or effluent application.

\*\* Maximum spacing for convex pads above crop canopy is 10 ft (3 m)

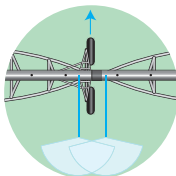


## Part-Circle

The LDN® Part-Circle is specifically designed for use on rigid drops to distribute water away from wheel tracks to minimize rut depth. It water in a 170° pattern with 17 streams at a 10° trajectory for minimum evaporative loss.




Mount the Part-Circle LDN® to spray away from the towers regardless of the direction of the pivot.



Mount the Part-Circle LDN® to spray in the opposite direction the pivot is traveling.

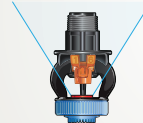
## Chemigation

The LDN® offers chemigation pad inserts for corn or cotton. These are designed to produce an upward spray under the crop canopy to wash the underside of the leaves, where pests might hide. To change from irrigation to chemigation mode, simply twist and unlock the deflector pad. Flip it over and twist to lock it back in place. Any LDN Pad can be backed with a corn chemigation pad or a cotton chemigation pad insert.



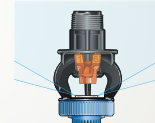
### CORN

Chemigation Pad and Pad Inserts: 58° upward throw



### COTTON

Chemigation Pad and Pad Inserts: 15 - 30° upward throw



# Super Spray®



The Senninger® Super Spray® has interchangeable deflector pad options to meet various droplet size, crop, climatic, and soil requirements. Its design makes it ideal for surface water due to the distance between the nozzle, deflector and bracket legs.

## FEATURES

- Twenty-two versatile, easily changeable snap-in pads are available.
- No moving parts for longer product life
- Can be mounted on top-of-pipe or on hose drops
- UP3® snap-in nozzle is easy to remove for cleaning or changing. To remove the nozzle simply pinch and pull, then place and click to install.

*Dual Nozzle Carrier available see pg. 3*



Use the Universal Magnum Weight™ on flexible hose installations

(See pg. 24)



## DRAG HOSE ADAPTER

You can apply water directly into the furrow with the Super Spray drag hose adapter and a drag line. The adapter snaps right into the Super Spray, replacing the deflector pad.

| SUPER SPRAY DESIGN CRITERIA       | Flat, Concave, Convex (black, blue, green) | Mini Smooth (black, blue, green) | Corn Chemigation (red)<br>Cotton Chemigation (white) | Mini Corn Chemigation (red)<br>Mini Cotton Chemigation (white) |
|-----------------------------------|--|----------------------------------|--|--|
| <b>Nozzle sizes</b>               |  |                                  |  |  |
| Minimum                           | #4 1/16" (1.59 mm)                         | #4 1/16" (1.59 mm)               | #10 5/32" (3.97 mm)                                  | #4 1/16" (1.59 mm)   |
| Maximum*                          | #26 13/32" (10.32 mm)                      | #9.5 19/128" (3.76 mm)           | #26 13/32" (10.32 mm)                                | #9.5 19/128" (3.76 mm)   |
| <b>Flows</b>                      |  |                                  |  |  |
| Minimum                           | 0.27 gpm (61 L/hr)                         | 0.27 gpm (61 L/hr)               | 1.74 gpm (395 L/hr)                                  | 0.27 gpm (61 L/hr)   |
| Maximum                           | 29.96 gpm (6805 L/hr)                      | 2.02 gpm (459 L/hr)              | 29.96 gpm (6805 L/hr)                                | 2.02 gpm (459 L/hr)  |
| <b>Maximum Spacing</b>            |  |                                  |  |  |
| at 6 ft (1.8 m) ground clearance  | 10 ft (3.0 m)                              | 10 ft (3.0 m)                    | 10 ft (3.0 m)  | 10 ft (3.0 m)  |
| at 9 ft (2.74 m) ground clearance | 10 ft (3.0 m)                              | 10 ft (3.0 m)                    | 10 ft (3.0 m)  | 10 ft (3.0 m)  |
| <b>Inlet Pressure</b>             |  |                                  |  |  |
| Minimum                           | 6 psi (0.41 bar)                           | 6 psi (0.41 bar)                 | 6 psi (0.41 bar)                                     | 6 psi (0.41 bar)   |
| Maximum                           | 40 psi (2.76 bar)                          | 40 psi (2.76 bar)                | 40 psi (2.76 bar)                                    | 40 psi (2.76 bar)  |

\* It is recommended that larger nozzle sizes be used only on soils that can handle higher application rates.



# End Spray

Super Spray® deflector pads are identified by their shape (flat, concave, or convex) and surface type (smooth, medium-grooved, or deep-grooved). The shape and surface help control spray pattern and droplet size. Chemigation pads are available to reach the underside of foliage. These snap-in pads and UP3® nozzles can be easily changed during the season to fit varying field, flow, and growing conditions.



Concave-Grooved



Concave-Smooth

| CONCAVE |                  |
|---------|------------------|
|         | 24 Deep Groove   |
|         | 36 Deep-Groove   |
|         | 48 Deep-Groove   |
|         | 36 Medium-Groove |
|         | Smooth           |
|         | Mini-Smooth      |



Flat-Grooved



Flat-Smooth

| FLAT |                  |
|------|------------------|
|      | 24 Deep Groove   |
|      | 36 Deep-Groove   |
|      | 48 Deep-Groove   |
|      | 36 Medium-Groove |
|      | Smooth           |
|      | Mini-Smooth      |




Convex-Grooved




| CONVEX |                  |
|--------|------------------|
|        | 24 Deep Groove   |
|        | 36 Deep-Groove   |
|        | 48 Deep-Groove   |
|        | 36 Medium-Groove |
|        | Smooth           |
|        | Mini-Smooth      |

The Senninger® low pressure End Spray is designed for use at the end of a machine. It can help irrigate the area between the last sprinkler and the end gun.



## FEATURES

- No moving parts for longer product life
- Provides a 180° distribution with good uniformity over large area to help reduce compaction and run-off
- End Spray must be installed on a 1" Female NPT connection
- One-year warranty on materials and workmanship



## END SPRAY DESIGN CRITERIA

|                              |                          |
|------------------------------|--------------------------|
| Nozzle Sizes                 |                          |
| Minimum                      | #20 5/16" (7.94 mm)      |
| Maximum                      | #38 19/32" (15.08 mm)    |
| Flows                        |                          |
| Minimum                      | 8.1 gpm (1840 L/hr)      |
| Maximum                      | 48.9 gpm (11106 L/hr)    |
| Average Radius               |                          |
| at 7 - 12 ft (2.13 - 3.66 m) | 25 - 29 ft (7.6 - 8.8 m) |
| Inlet Pressure               |                          |
| Minimum                      | 10 psi (0.69 bar)        |
| Maximum                      | 25 psi (1.72 bar)        |

Rigid mount is recommended for the End Spray. Use a 1" (2.5 cm) NPT galvanized 45° elbow (not included). Orient pad of End Spray nozzle to face up.

# GooseNecks

Senninger® gooseNecks are constructed of noncorrosive, UV-resistant thermoplastic materials for long life. This reduces plugging from rust flaking sometimes associated with galvanized gooseNecks.

## FEATURES

- Three models available: 180° single, 125° single, and 125° double
- Lightweight for easier handling and installation
- Lower freight costs
- Inlet connections: 3/4" male or female NPT
- Outlet connections: 3/4" male hose or 3/4" male NPT

## 180° Single



180° single gooseNeck with 3/4" barb outlet shown above.

19 mm barb outlet model also available.

Single 180° gooseNecks, due to their thermoplastic construction, are preferred worldwide over steel and PVC and are used for pivot sprinklers on drops. On machines with outlets spacing of 40" (1 m) or less, gooseNecks are used in every outlet for Close Spaced LEPA and LESA installations.

## Stainless-Steel Nipple

The stainless steel nipple is ideal for gooseNecks used on semi-rigid drop installations. The built-in hex section makes it easy to tighten the nipple into the mainline and then thread the gooseNeck onto the nipple.



For use with 3/4" female NPT inlet models

## GOOSENECK SYSTEM ASSEMBLY

- Max recommended pressure: 120 psi (8.27 bar).
- Max recommended flow: 20 gpm (4543 L/hr) or 15 gpm (3407 L/hr) per side for the double model.
- Max recommended water temperature: 110° F (43° C).
- Ambient temperatures to 150° F (66° C) will not damage gooseNecks.
- Attaches to mainline using galvanized nipple or Senninger's impact-modified thermoplastic nipple (PVC nipples not recommended)
- Wrench tighten using nipple hex until snug. Overtightening may cause issues.
- If using a sealant, use only Teflon tape.
- When using rigid drops in high profile crops, drop length should not exceed one foot below truss rod.

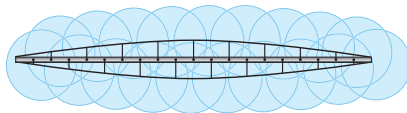
**Note:** Any modifications or deletions regarding installation requirements will void warranty.

# Goosenecks

## 125° Single



By installing single 125° goosenecks on alternating sides of the mainline, the wetted application area is widened and can help increase soak time.



125° single gooseneck with 3/4" barb outlet shown above.

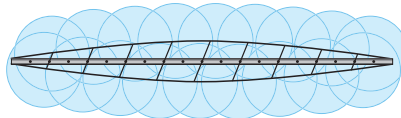
Diagram on the left shows single goosenecks in every outlet with sprinklers on opposite sides of the pivot mainline.

## 125° Double



Installing double 125° goosenecks allows the flow from each outlet to be divided in half for two sprinklers on either side of the mainline. This doubling of drops is used to convert wider spacing machines to closer drop spacing.

This also allows the flow from a single outlet to be spread over a wider application area which increases soak time and improves infiltration on tighter soils.



125° double gooseneck with 3/4" barb outlet shown above.

Diagram on the left shows double goosenecks in every other outlet with sprinklers on opposite sides of the pivot mainline.

# Truss Rod Hose Slings

**Truss Rod Hose Slings are easy to install to securely fasten 3/4" flexible hose to the truss rods. They allow precise positioning of the hose drop and sprinkler which can be adjusted as needed. They protect the hose from kinking and abrasive wear.**



### FEATURES

- Color coded models for various truss rod sizes: 625 rust (5/8" or 1.6 cm), 687 green (11/16" or 1.7 cm), 750 black (3/4" or 1.9 cm), 812 grey (13/16" or 2.1 cm), and 875 blue (7/8" or 2.2 cm).
- Used in conjunction with the 125° model goosenecks.



# Filter Regulator



The Senninger® Filter Regulator helps prevent clogging of the small nozzles on the first few spans of a center pivot. This solution integrates filtration and pressure regulation in one product to provide installation convenience and help ensure optimal system performance.

## FEATURES

- Maintains a constant preset outlet pressure while handling varying inlet pressures
- Quality field proven PSR2 internal components
- Easy access to mesh screens with a twist of the bonnet; no tools required; no need to dismantle the drop assembly
- Convenient installation above the sprinkler
- Inlet size: 3/4" male NPT
- Outlet size: 3/4" female NPT



| FILTER REGULATOR MODELS | Description  | Mesh Orifice (microns) | UP3 Nozzle Numbers | Preset Outlet Pressure | Maximum Inlet Pressure |
|-------------------------|--|------------------------|--------------------|------------------------|------------------------|
| FPSR2063M3F20           | 6 psi, Filter PSR2, 3/4" M NPT x 3/4" F NPT, 20 mesh screen  | 841                    | #13 - #26          | 6 psi<br>(0.41 bar)    | 80 psi<br>(5.51 bar)   |
| FPSR2063M3F30           | 6 psi, Filter PSR2, 3/4" M NPT x 3/4" F NPT, 30 mesh screen  | 595                    | #6 - #12.5         |                        |                        |
| FPSR2063M3F40           | 6 psi, Filter PSR2, 3/4" M NPT x 3/4" F NPT, 40 mesh screen  | 400                    | #2 - #5.5          |                        |                        |
| FPSR2103M3F20           | 10 psi, Filter PSR2, 3/4" M NPT x 3/4" F NPT, 20 mesh screen | 841                    | #13 - #26          | 10 psi<br>(0.69 bar)   | 90 psi<br>(6.20 bar)   |
| FPSR2103M3F30           | 10 psi, Filter PSR2, 3/4" M NPT x 3/4" F NPT, 30 mesh screen | 595                    | #6 - #12.5         |                        |                        |
| FPSR2103M3F40           | 10 psi, Filter PSR2, 3/4" M NPT x 3/4" F NPT, 40 mesh screen | 400                    | #2 - #5.5          |                        |                        |
| FPSR2153M3F20           | 15 psi, Filter PSR2, 3/4" M NPT x 3/4" F NPT, 20 mesh screen | 841                    | #13 - #26          | 15 psi<br>(1.03 bar)   | 95 psi<br>(6.55 bar)   |
| FPSR2153M3F30           | 15 psi, Filter PSR2, 3/4" M NPT x 3/4" F NPT, 30 mesh screen | 595                    | #6 - #12.5         |                        |                        |
| FPSR2153M3F40           | 15 psi, Filter PSR2, 3/4" M NPT x 3/4" F NPT, 40 mesh screen | 400                    | #2 - #5.5          |                        |                        |
| FPSR2203M3F20           | 20 psi, Filter PSR2, 3/4" M NPT x 3/4" F NPT, 20 mesh screen | 841                    | #13 - #26          | 20 psi<br>(1.38 bar)   | 100 psi<br>(6.89 bar)  |
| FPSR2203M3F30           | 20 psi, Filter PSR2, 3/4" M NPT x 3/4" F NPT, 30 mesh screen | 595                    | #6 - #12.5         |                        |                        |
| FPSR2203M3F40           | 20 psi, Filter PSR2, 3/4" M NPT x 3/4" F NPT, 40 mesh screen | 400                    | #2 - #5.5          |                        |                        |

The pressure regulator shall maintain the predetermined operating pressure provided that the inlet pressure is at least 5 psi (0.34 bar) above the expected outlet pressure, with flows up to 11 gpm (2498 L/hr), but not exceeding the maximum inlet pressure as shown above. Higher flows require additional inlet pressure to engage the regulator. Where flows are greater than 11 gpm (2498 L/hr), the inlet pressure should be at least 9 psi (0.62 bar) above the expected outlet pressure but not exceeding the maximum inlet pressure as shown above.

**CAUTION:** Always install downstream from all shut-off valves. Not NSF certified. Recommended for outdoor use only.

The Senninger® PSR™2 (Pivot Special Regulator) is ideal for mechanical move installations. Its wide flow range allows irrigators to use one model along the entire length of the machine. Its patented design is ideal for systems pumping surface water.



**FEATURES**

- Flows of 0.5 to 15 gpm (114 to 3407 L/hr) allow the use of the same model to be used the entire machine.
- Each regulator maintains a constant preset outlet pressure based on its flow and inlet pressure.
- Outlet pressures: 6 to 50 psi (0.41 to 3.45 bar)
- Tamper-proof housing
- Very low hysteresis and friction losses
- Pressure tested, to ensure quality and performance

| PSR2 MODELS | Preset Outlet Pressure | Maximum Inlet Pressure | Flow Range                     |
|-------------|------------------------|------------------------|--------------------------------|
| PSR206      | 6 psi (0.41 bar)       | 80 psi (5.51 bar)      | 0.5 - 15 gpm (114 - 3407 L/hr) |
| PSR210      | 10 psi (0.69 bar)      | 90 psi (6.20 bar)      |                                |
| PSR212      | 12 psi (0.83 bar)      | 90 psi (6.20 bar)      |                                |
| PSR215      | 15 psi (1.03 bar)      | 95 psi (6.55 bar)      |                                |
| PSR220      | 20 psi (1.38 bar)      | 100 psi (6.89 bar)     |                                |
| PSR225      | 25 psi (1.72 bar)      | 105 psi (7.24 bar)     |                                |
| PSR230      | 30 psi (2.07 bar)      | 110 psi (7.58 bar)     |                                |
| PSR235      | 35 psi (2.41 bar)      | 115 psi (7.93 bar)     |                                |
| PSR240      | 40 psi (2.76 bar)      | 120 psi (8.27 bar)     |                                |
| PSR250      | 50 psi (3.45 bar)      | 130 psi (8.96 bar)     |                                |

The pressure regulator shall maintain the predetermined operating pressure provided that the inlet pressure is at least 5 psi (0.34 bar) above the expected outlet pressure, with flows up to 11 gpm (2498 L/hr), but not exceeding the maximum inlet pressure as shown above.

**CAUTION:** Always install downstream from all shut-off valves. Not NSF certified. Recommended for outdoor use only.

Filter Regulator Screens

**FEATURES**

- Replacement filter screens are available with color-coded rubber seals to readily identify mesh size.
- Color-coded stickers are available for the outer bonnet to assist installers in matching the mesh size to the correct nozzle.
- Easy in-field maintenance to clean or change filter screens for new or cleaned screens; clean screens for reinstallation during the next scheduled maintenance cycle.



| SCREEN MODELS | Description                                    | Mesh Orifice (microns) |
|---------------|--|------------------------|
| FPSR220SCREEN | Filter PSR2 20 mesh screen, <b>black rings</b> | 841                    |
| FPSR230SCREEN | Filter PSR2 30 mesh screen, <b>green rings</b> | 595                    |
| FPSR240SCREEN | Filter PSR2 40 mesh screen, <b>grey rings</b>  | 400                    |

# PRL



**PRL  
LOW FLOW**

## FEATURES

- Flows: 0.5 to 8.0 gpm (114 to 1817 L/hr) depending on model
- Each regulator maintains a constant preset outlet pressure based on its flow and inlet pressure.
- Outlet pressures: 6 to 40 psi (0.41 to 2.76 bar)
- Tamper-proof housing
- Very low hysteresis and friction losses
- Pressure tested, to ensure quality and performance

| PRL MODELS | Preset Outlet Pressure | Maximum Inlet Pressure | Flow Range                    |
|------------|------------------------|------------------------|-------------------------------|
| PRL06      | 0.41 bar (6 psi)       | 5.51 bar (80 psi)      | 114 - 1136 L/hr (0.5 - 5 gpm) |
| PRL10      | 0.69 bar (10 psi)      | 6.20 bar (90 psi)      | 114 - 1817 L/hr (0.5 - 5 gpm) |
| PRL12      | 0.83 bar (12 psi)      | 6.20 bar (90 psi)      |                               |
| PRL15      | 1.03 bar (15 psi)      | 6.55 bar (95 psi)      |                               |
| PRL20      | 1.38 bar (20 psi)      | 6.89 bar (100 psi)     |                               |
| PRL25      | 1.72 bar (25 psi)      | 7.24 bar (105 psi)     |                               |
| PRL30      | 2.07 bar (30 psi)      | 7.58 bar (110 psi)     |                               |
| PRL35      | 2.41 bar (35 psi)      | 7.93 bar (115 psi)     |                               |
| PRL40      | 2.76 bar (40 psi)      | 8.27 bar (120 psi)     |                               |

*The pressure regulator shall maintain the predetermined operating pressure provided that the inlet pressure is at least 0.34 bar above the expected outlet pressure, but not exceeding the maximum inlet pressure as shown above.*

**CAUTION:** Always install downstream from all shut-off valves.

*Not NSF certified. Recommended for outdoor use only.*

# PMR-MF



**PMR  
MEDIUM FLOW**

## FEATURES

- Flows: 2.0 to 20 gpm (454 to 4542 L/hr) depending on model
- Each regulator maintains a constant preset outlet pressure based on its flow and inlet pressure.
- Outlet pressures: 6 to 60 psi (0.41 to 4.14 bar)
- Very low hysteresis and friction losses
- Pressure tested, to ensure quality and performance

| PMR-MF MODELS | Preset Outlet Pressure | Maximum Inlet Pressure | Flow Range                   |
|---------------|------------------------|------------------------|------------------------------|
| PMR06MF       | 0.41 bar (6 psi)       | 5.51 bar (80 psi)      | 909 - 3634 L/hr (4 - 16 gpm) |
| PMR10MF       | 0.69 bar (10 psi)      | 6.20 bar (90 psi)      |                              |
| PMR12MF       | 0.83 bar (12 psi)      | 6.20 bar (90 psi)      | 454 - 4542 L/hr (2 - 20 gpm) |
| PMR15MF       | 1.03 bar (15 psi)      | 6.55 bar (95 psi)      |                              |
| PMR20MF       | 1.38 bar (20 psi)      | 6.89 bar (100 psi)     |                              |
| PMR25MF       | 1.72 bar (25 psi)      | 7.24 bar (105 psi)     |                              |
| PMR30MF       | 2.07 bar (30 psi)      | 7.58 bar (110 psi)     |                              |
| PMR35MF       | 2.41 bar (35 psi)      | 7.93 bar (115 psi)     |                              |
| PMR40MF       | 2.76 bar (40 psi)      | 8.27 bar (120 psi)     |                              |
| PMR50MF       | 3.45 bar (50 psi)      | 8.96 bar (130 psi)     |                              |
| PMR60MF       | 4.14 bar (60 psi)      | 9.65 bar (140 psi)     |                              |

*The pressure regulator shall maintain the predetermined operating pressure provided that the inlet pressure is at least 0.34 bar above the expected outlet pressure, but not exceeding the maximum inlet pressure as shown above.*

**CAUTION:** Always install downstream from all shut-off valves.

*Not NSF certified. Recommended for outdoor use only.*

# Components

## Hose

- Durable 3/4" reinforced flex hose
- Long lasting construction with a UV-resistant PVC cover, polyester reinforcement yarns, and a PVC core tube
- Lightweight with good abrasion resistance



## Hose Clamps & Crimp Tools

### HOSE CLAMPS

- Stainless steel, one-ear design with mechanical interlock
- Size range: 0.945" to 1.067" (24 to 27.1 mm) to fit various hose and poly drop sizes



### CRIMP TOOLS

- Specifically designed to be used for one-ear clamps
- Available in Two models in lengths of 8-7/8" or 11-1/8" (22.5 and 28.26 cm)



## Adapters & Fittings

### BALL VALVE

- Dial shut-off knob makes changing or cleaning sprinklers and spray nozzles easy while the system is still operating.
- Streamlined design reduces snagging and unintentional operation.
- Smooth-bore design maximizes bi-directional flow efficiency.
- 3/4" female NPT x 3/4" male NPT connection
- UV-resistant
- 125 psi (8.62 bar) pressure rating
- Backed by a one-year warranty



- Constructed from non-corrosive UV-resistant thermoplastic for a longer life
- Hose barb adapter models available with 3/4" barb inlet x male NPT or female NPT outlets, plus PE tubing (grey)
- Pipe couplings, reducing couplings, nipples, and plugs also available
- Backed by a two-year warranty



See Senninger Price List for all models

## Quick Connect Coupler Kit

- Allows growers to adjust their drop length throughout the growing season
- Kit includes two 3/4" barb fittings and one Quick Connect Assembly (upper & lower housings)
- Two kits needed per hose drop
- Twist the two-piece housing to easily detach or attach a section of hose.
- No tools are required.
- Available in box quantity of 25 kits



# Components

## Weights

- Unique fit technology installs on all Senninger® pivot sprinklers
- Design allows weight to remain on sprinkler during nozzle changes
- Easy to install
- Reuse weights when sprinklers need replacing to save money
- 0.85 lbs. (0.39 kg)

### UNIVERSAL MAGNUM WEIGHT™

UV-resistant thermoplastic construction prevents corrosion and deters metal theft.



**Note:** Always be sure the weight is tightly threaded into the bottom of the i-Wob2 (140 inch-lbs. torque recommended).

## Pressure Gauge

- 3.5" (8.9 cm) Bourdon tube industrial gauge is filled with glycerin, comes with a Zytel nylon case, and has a 1/4" male NPT connection
- Corrosion and impact-resistant
- Several pressure models available
- Freeze-proof design
- Backed by a one-year warranty



## Pressure Gauge

- Provides a quick and easy check of end-of-system pressure
- Includes glycerin-filled 2.5" (6.4 cm) diameter gauge
- Several pressure models available
- 3/4" female NPT inlet x 3/4" female NPT outlet connection
- Backed by a one-year warranty



## Visual Pressure Indicator (VPI)

- Allows growers to confirm their system has adequate pressure
- Stem pops up when pressure is at least 15 psi (1.03 bar), retracts when pressure drops below 10 psi (0.69 bar)
- Box includes one Hunter Indicator, two 3/4" x 1/2" nipples, one 3/4" x 3/4" coupling, and one drain
- Backed by a one-year warranty





# Nozzle Flows (Imperial)



## FEATURES

- Patented easy change nozzle
- Color-coded for easy size identification
- Excellent durability
- Warrantied to maintain correct orifice size for five years



| Nozzle Number and Nozzle color | Nozzle Size | gpm   |        |        |        |        |        |        |        |        |
|--------------------------------|-------------|-------|--------|--------|--------|--------|--------|--------|--------|--------|
|                                |             | 6 psi | 10 psi | 15 psi | 20 psi | 25 psi | 30 psi | 35 psi | 40 psi | 50 psi |
| #2 Pink                        | 1/32"       | 0.07  | 0.09   | 0.11   | 0.12   | 0.14   | 0.15   | 0.16   | 0.18   | 0.20   |
| #2.5                           | 5/128"      | 0.11  | 0.14   | 0.17   | 0.19   | 0.22   | 0.24   | 0.26   | 0.28   | 0.31   |
| #3 Ice                         | 3/64"       | 0.15  | 0.20   | 0.24   | 0.28   | 0.31   | 0.34   | 0.37   | 0.40   | 0.44   |
| #3.5                           | 7/128"      | 0.21  | 0.27   | 0.33   | 0.38   | 0.43   | 0.47   | 0.50   | 0.54   | 0.60   |
| #4 Light Blue                  | 1/16"       | 0.27  | 0.35   | 0.43   | 0.50   | 0.56   | 0.61   | 0.66   | 0.70   | 0.79   |
| #4.5                           | 9/128"      | 0.35  | 0.45   | 0.55   | 0.63   | 0.71   | 0.77   | 0.84   | 0.89   | 1.00   |
| #5 Beige                       | 5/64"       | 0.43  | 0.55   | 0.68   | 0.78   | 0.87   | 0.96   | 1.04   | 1.11   | 1.24   |
| #5.5                           | 11/128"     | 0.52  | 0.67   | 0.82   | 0.95   | 1.06   | 1.16   | 1.26   | 1.34   | 1.50   |
| #6 Gold                        | 3/32"       | 0.62  | 0.80   | 0.98   | 1.13   | 1.26   | 1.38   | 1.50   | 1.60   | 1.79   |
| #6.5                           | 13/128"     | 0.73  | 0.94   | 1.15   | 1.33   | 1.49   | 1.63   | 1.76   | 1.88   | 2.10   |
| #7 Lime                        | 7/64"       | 0.85  | 1.09   | 1.34   | 1.54   | 1.73   | 1.89   | 2.04   | 2.18   | 2.44   |
| #7.5                           | 15/128"     | 0.97  | 1.26   | 1.54   | 1.77   | 1.98   | 2.17   | 2.35   | 2.51   | 2.81   |
| #8 Lavender                    | 1/8"        | 1.11  | 1.43   | 1.75   | 2.02   | 2.26   | 2.48   | 2.68   | 2.86   | 3.20   |
| #8.5                           | 17/128"     | 1.25  | 1.62   | 1.98   | 2.29   | 2.56   | 2.80   | 3.02   | 3.23   | 3.61   |
| #9 Grey                        | 9/64"       | 1.40  | 1.81   | 2.22   | 2.56   | 2.87   | 3.14   | 3.39   | 3.63   | 4.06   |
| #9.5                           | 19/128"     | 1.57  | 2.02   | 2.48   | 2.86   | 3.20   | 3.50   | 3.78   | 4.04   | 4.52   |
| #10 Turquoise                  | 5/32"       | 1.74  | 2.24   | 2.75   | 3.17   | 3.55   | 3.88   | 4.20   | 4.49   | 5.01   |
| #10.5                          | 21/128"     | 1.92  | 2.47   | 3.03   | 3.50   | 3.91   | 4.29   | 4.63   | 4.95   | 5.53   |
| #11 Yellow                     | 11/64"      | 2.10  | 2.72   | 3.33   | 3.84   | 4.30   | 4.71   | 5.08   | 5.43   | 6.08   |
| #11.5                          | 23/128"     | 2.30  | 2.97   | 3.64   | 4.20   | 4.70   | 5.15   | 5.56   | 5.94   | 6.65   |
| #12 Red                        | 3/16"       | 2.51  | 3.24   | 3.97   | 4.58   | 5.12   | 5.61   | 6.06   | 6.48   | 7.24   |
| #12.5                          | 25/128"     | 2.72  | 3.52   | 4.31   | 4.97   | 5.56   | 6.09   | 6.58   | 7.03   | 7.86   |
| #13 White                      | 13/64"      | 2.95  | 3.81   | 4.66   | 5.38   | 6.02   | 6.59   | 7.12   | 7.61   | 8.51   |
| #13.5                          | 27/128"     | 3.18  | 4.11   | 5.03   | 5.81   | 6.49   | 7.11   | 7.68   | 8.21   | 9.18   |
| #14 Blue                       | 7/32"       | 3.42  | 4.42   | 5.41   | 6.25   | 6.99   | 7.65   | 8.27   | 8.84   | 9.88   |
| #14.5                          | 29/128"     | 3.67  | 4.74   | 5.81   | 6.71   | 7.50   | 8.21   | 8.87   | 9.48   | 10.60  |
| #15 Dk. Brown                  | 15/64"      | 3.93  | 5.08   | 6.22   | 7.18   | 8.03   | 8.79   | 9.50   | 10.15  | 11.35  |
| #15.5                          | 31/128"     | 4.20  | 5.42   | 6.64   | 7.67   | 8.57   | 9.39   | 10.14  | 10.84  | 12.12  |
| #16 Orange                     | 1/4"        | 4.48  | 5.78   | 7.08   | 8.17   | 9.14   | 10.01  | 10.81  | 11.56  | 12.92  |
| #16.5                          | 33/128"     | 4.76  | 6.15   | 7.53   | 8.69   | 9.72   | 10.65  | 11.50  | 12.30  | 13.75  |
| #17 Dk. Green                  | 17/64"      | 5.06  | 6.53   | 7.99   | 9.23   | 10.32  | 11.31  | 12.21  | 13.06  | 14.60  |
| #17.5                          | 35/128"     | 5.36  | 6.92   | 8.47   | 9.78   | 10.94  | 11.98  | 12.94  | 13.84  | 15.47  |
| #18 Purple                     | 9/32"       | 5.67  | 7.32   | 8.96   | 10.35  | 11.57  | 12.68  | 13.69  | 14.64  | 16.37  |
| #18.5                          | 37/128"     | 5.99  | 7.73   | 9.47   | 10.93  | 12.22  | 13.39  | 14.46  | 15.46  | 17.28  |
| #19 Black                      | 19/64"      | 6.31  | 8.15   | 9.98   | 11.53  | 12.89  | 14.12  | 15.25  | 16.30  | 18.23  |
| #19.5                          | 39/128"     | 6.65  | 8.58   | 10.51  | 12.14  | 13.57  | 14.86  | 16.05  | 17.16  | 19.19  |
| #20 Dk. Turquoise              | 5/16"       | 6.99  | 9.02   | 11.05  | 12.76  | 14.27  | 15.63  | 16.88  | 18.05  | 20.18  |
| #20.5                          | 41/128"     | 7.34  | 9.47   | 11.60  | 13.40  | 14.98  | 16.41  | 17.72  | 18.95  | 21.18  |
| #21 Mustard                    | 21/64"      | 7.70  | 9.93   | 12.17  | 14.05  | 15.71  | 17.21  | 18.59  | 19.87  | 22.21  |
| #21.5                          | 43/128"     | 8.06  | 10.40  | 12.74  | 14.71  | 16.45  | 18.02  | 19.46  | 20.80  | 23.26  |
| #22 Maroon                     | 11/32"      | 8.43  | 10.88  | 13.33  | 15.39  | 17.20  | 18.85  | 20.36  | 21.76  | 24.33  |
| #22.5                          | 45/128"     | 8.81  | 11.37  | 13.92  | 16.08  | 17.98  | 19.69  | 21.27  | 22.74  | 25.42  |
| #23 Cream                      | 23/64"      | 9.19  | 11.87  | 14.54  | 16.78  | 18.77  | 20.56  | 22.20  | 23.74  | 26.54  |
| #23.5                          | 47/128"     | 9.58  | 12.37  | 15.15  | 17.49  | 19.56  | 21.43  | 23.14  | 24.74  | 27.66  |
| #24 Dk. Blue                   | 3/8"        | 9.98  | 12.88  | 15.78  | 18.22  | 20.37  | 22.31  | 24.10  | 25.77  | 28.81  |
| #24.5                          | 49/128"     | 10.38 | 13.40  | 16.41  | 18.95  | 21.18  | 23.20  | 25.06  | 26.79  | 29.96  |
| #25 Copper                     | 25/64"      | 10.78 | 13.92  | 17.05  | 19.69  | 22.01  | 24.11  | 26.04  | 27.84  | 31.13  |
| #25.5                          | 51/128"     | 11.19 | 14.45  | 17.69  | 20.43  | 22.84  | 25.02  | 27.03  | 28.89  | 32.30  |
| #26 Bronze                     | 13/32"      | 11.60 | 14.98  | 18.35  | 21.18  | 23.68  | 25.94  | 28.02  | 29.96  | 33.49  |

# Nozzle Flows (Metric)



## FEATURES

- Patented easy change nozzle
- Color-coded for easy size identification
- Excellent durability
- Warrantied to maintain correct orifice size for five years



| Nozzle Number and Nozzle color | Nozzle Size | L/hr     |          |          |          |          |          |          |          |          |
|--------------------------------|-------------|----------|----------|----------|----------|----------|----------|----------|----------|----------|
|                                |             | 0.41 bar | 0.69 bar | 1.03 bar | 1.38 bar | 1.72 bar | 2.07 bar | 2.42 bar | 2.76 bar | 3.45 bar |
| #2 Pink                        | 0.79 mm     | 16       | 20       | 25       | 27       | 32       | 34       | 36       | 41       | 45       |
| #2.5                           | 0.99 mm     | 25       | 32       | 39       | 43       | 50       | 55       | 59       | 64       | 70       |
| #3 Ice                         | 1.19 mm     | 34       | 45       | 55       | 64       | 70       | 77       | 84       | 91       | 100      |
| #3.5                           | 1.40 mm     | 48       | 61       | 75       | 86       | 98       | 107      | 114      | 123      | 136      |
| #4 Light Blue                  | 1.59 mm     | 61       | 79       | 98       | 114      | 127      | 139      | 150      | 159      | 179      |
| #4.5                           | 1.78 mm     | 79       | 102      | 125      | 143      | 161      | 175      | 191      | 202      | 227      |
| #5 Beige                       | 1.98 mm     | 98       | 125      | 154      | 177      | 198      | 218      | 236      | 252      | 282      |
| #5.5                           | 2.16 mm     | 118      | 152      | 186      | 216      | 241      | 263      | 286      | 304      | 341      |
| #6 Gold                        | 2.38 mm     | 141      | 182      | 223      | 257      | 286      | 313      | 341      | 363      | 407      |
| #6.5                           | 2.59 mm     | 166      | 213      | 261      | 302      | 338      | 370      | 400      | 427      | 477      |
| #7 Lime                        | 2.78 mm     | 193      | 248      | 304      | 350      | 393      | 429      | 463      | 495      | 554      |
| #7.5                           | 2.97 mm     | 220      | 286      | 350      | 402      | 450      | 493      | 534      | 570      | 638      |
| #8 Lavender                    | 3.18 mm     | 252      | 325      | 397      | 459      | 513      | 563      | 609      | 650      | 727      |
| #8.5                           | 3.38 mm     | 284      | 368      | 450      | 520      | 581      | 636      | 686      | 734      | 820      |
| #9 Grey                        | 3.57 mm     | 318      | 411      | 504      | 581      | 652      | 713      | 770      | 824      | 922      |
| #9.5                           | 3.76 mm     | 357      | 459      | 563      | 650      | 727      | 795      | 859      | 918      | 1027     |
| #10 Turquoise                  | 3.97 mm     | 395      | 509      | 625      | 720      | 806      | 881      | 954      | 1020     | 1138     |
| #10.5                          | 4.17 mm     | 436      | 561      | 688      | 795      | 888      | 974      | 1052     | 1124     | 1256     |
| #11 Yellow                     | 4.37 mm     | 477      | 618      | 756      | 872      | 977      | 1070     | 1154     | 1233     | 1381     |
| #11.5                          | 4.57 mm     | 522      | 675      | 827      | 954      | 1067     | 1170     | 1263     | 1349     | 1510     |
| #12 Red                        | 4.76 mm     | 570      | 736      | 902      | 1040     | 1163     | 1274     | 1376     | 1472     | 1644     |
| #12.5                          | 4.95 mm     | 618      | 799      | 979      | 1129     | 1263     | 1383     | 1494     | 1597     | 1785     |
| #13 White                      | 5.16 mm     | 670      | 865      | 1058     | 1222     | 1367     | 1497     | 1617     | 1728     | 1933     |
| #13.5                          | 5.36 mm     | 722      | 933      | 1142     | 1320     | 1474     | 1615     | 1744     | 1865     | 2085     |
| #14 Blue                       | 5.56 mm     | 777      | 1004     | 1229     | 1420     | 1588     | 1738     | 1878     | 2008     | 2244     |
| #14.5                          | 5.77 mm     | 834      | 1077     | 1320     | 1524     | 1703     | 1865     | 2015     | 2153     | 2408     |
| #15 Dk. Brown                  | 5.95 mm     | 893      | 1154     | 1413     | 1631     | 1824     | 1996     | 2158     | 2305     | 2578     |
| #15.5                          | 6.15 mm     | 954      | 1231     | 1508     | 1742     | 1946     | 2133     | 2303     | 2462     | 2753     |
| #16 Orange                     | 6.35 mm     | 1018     | 1313     | 1608     | 1856     | 2076     | 2274     | 2455     | 2626     | 2934     |
| #16.5                          | 6.55 mm     | 1081     | 1397     | 1710     | 1974     | 2208     | 2419     | 2612     | 2794     | 3123     |
| #17 Dk. Green                  | 6.75 mm     | 1149     | 1483     | 1815     | 2096     | 2344     | 2569     | 2773     | 2966     | 3316     |
| #17.5                          | 6.93 mm     | 1217     | 1572     | 1924     | 2221     | 2485     | 2721     | 2939     | 3143     | 3514     |
| #18 Purple                     | 7.14 mm     | 1288     | 1663     | 2035     | 2351     | 2628     | 2880     | 3109     | 3325     | 3718     |
| #18.5                          | 7.34 mm     | 1360     | 1756     | 2151     | 2482     | 2775     | 3041     | 3284     | 3511     | 3925     |
| #19 Black                      | 7.54 mm     | 1433     | 1851     | 2267     | 2619     | 2928     | 3207     | 3464     | 3702     | 4140     |
| #19.5                          | 7.75 mm     | 1510     | 1949     | 2387     | 2757     | 3082     | 3375     | 3645     | 3897     | 4359     |
| #20 Dk. Turquoise              | 7.94 mm     | 1588     | 2049     | 2510     | 2898     | 3241     | 3550     | 3834     | 4100     | 4583     |
| #20.5                          | 8.13 mm     | 1667     | 2151     | 2635     | 3043     | 3402     | 3727     | 4025     | 4304     | 4811     |
| #21 Mustard                    | 8.33 mm     | 1749     | 2255     | 2764     | 3191     | 3568     | 3909     | 4222     | 4513     | 5044     |
| #21.5                          | 8.53 mm     | 1831     | 2362     | 2894     | 3341     | 3736     | 4093     | 4420     | 4724     | 5283     |
| #22 Maroon                     | 8.73 mm     | 1915     | 2471     | 3028     | 3495     | 3907     | 4281     | 4624     | 4942     | 5526     |
| #22.5                          | 8.94 mm     | 2001     | 2582     | 3162     | 3652     | 4084     | 4472     | 4831     | 5165     | 5774     |
| #23 Cream                      | 9.13 mm     | 2087     | 2696     | 3302     | 3811     | 4263     | 4670     | 5042     | 5392     | 6028     |
| #23.5                          | 9.32 mm     | 2176     | 2810     | 3441     | 3972     | 4443     | 4867     | 5256     | 5619     | 6282     |
| #24 Dk. Blue                   | 9.53 mm     | 2267     | 2925     | 3584     | 4138     | 4627     | 5067     | 5474     | 5853     | 6543     |
| #24.5                          | 9.73 mm     | 2358     | 3043     | 3727     | 4304     | 4811     | 5269     | 5692     | 6085     | 6805     |
| #25 Copper                     | 9.92 mm     | 2448     | 3162     | 3872     | 4472     | 4999     | 5476     | 5914     | 6323     | 7070     |
| #25.5                          | 10.11 mm    | 2542     | 3282     | 4018     | 4640     | 5188     | 5683     | 6139     | 6562     | 7336     |
| #26 Bronze                     | 10.32 mm    | 2635     | 3402     | 4168     | 4811     | 5378     | 5892     | 6364     | 6805     | 7606     |

# Product Warranty

## WARRANTY & DISCLAIMER

This warranty supersedes all other warranties expressed or implied.

No person has the authority to incur or assume for Hunter Agriculture Incorporated (“Hunter Agriculture”) any other liability as to Hunter Agriculture Incorporated.

This warranty does not extend to any product or part that has been repaired, altered, or modified in any way outside the Hunter Agriculture factory, nor shall it apply to any product that has been subject to misuse, negligence, accident, or improper operation contrary to the Hunter Agriculture published instructions.

Under no circumstances will Hunter Agriculture be held responsible or liable for any consequential, incidental, or punitive damages resulting from the use of Senninger® products or from any product defects, failures, or malfunctions.

This warranty applies only to the original purchaser of the Senninger product and does not extend to any product or part manufactured by others.

## MATERIALS AND WORKMANSHIP

Senninger products manufactured by Hunter Agriculture Incorporated for use in agriculture, turf, or nursery applications are warranted to be free of defects in materials or workmanship under normal use for a period of two (2) years from the date of manufacture.

Hunter Agriculture warrants the Senninger i-Wob®2 to be free of defects in materials or workmanship under normal use for a period of three (3) years from the date of manufacture.

Hunter Agriculture warrants the following products to be free of defects in materials or workmanship under normal use for a period of one (1) year from the date of manufacture: End Spray, PRLV regulators, and mining models.

Hunter Agriculture warrants nozzles to retain their original orifice size under normal use for a period of five (5) years from the date of manufacture.

## PERFORMANCE

Senninger products manufactured by Hunter Agriculture Incorporated for use in agriculture, turf, or nursery applications are warranted to maintain their original performance for a period of two (2) years from the date of manufacture if installed and operated in accordance with Hunter Agriculture’s published specifications and used as intended for irrigation purposes.

Hunter Agriculture warrants the Senninger i-Wob®2 to maintain its original performance under normal use for a period of three (3) years from the date of manufacture.

Hunter Agriculture warrants the following products to maintain their original performance under normal use for a period of one (1) year from the date of manufacture: End Spray, PRLV regulators, and mining models.

## REPAIR OR REPLACEMENT

If a Senninger product is suspected of failure during the applicable warranty period, Hunter Agriculture Incorporated will repair or replace the product or the defective part at its option. Contact Hunter Agriculture customer service in Clermont, Florida, USA, for specific instructions on how to proceed with a warranty claim. If, after inspection of the product and documentation, the failure is deemed a warranty issue, a replacement or credit will be authorized.

Hunter Agriculture is not obligated to pay for repairs or replacements made by anyone else. No labor allowances will be made for the removal or replacement of warranted parts or for travel to and from the product to make said repairs or replacements without prior written authorization from Hunter Agriculture.

## SUITABILITY

There are no other warranties, expressed or implied, including warranties of merchantability and fitness for a particular purpose. It is the sole responsibility of the purchaser to consider and analyze the product and its design to determine whether it is suitable for specific applications.

# Hunter® | *Agricultural Irrigation*

---

At Hunter Agricultural Irrigation, our commitment is to continue developing world-class Senninger® irrigation products and providing local support and technical expertise. This results in the most efficient and reliable agricultural irrigation solutions available today.



Steve Abernethy, President of Hunter Agricultural Irrigation

**Website** [senninger.com](http://senninger.com) | **Customer Support** +1-407-877-5655

**Domestic Customer Service** [us-cs@senninger.com](mailto:us-cs@senninger.com) | **International Customer Service** [intl-cs@senninger.com](mailto:intl-cs@senninger.com)

#### **FLORIDA HEADQUARTERS**

13505 Granville Avenue  
Clermont, FL 34711 USA  
Tel: +1-407-877-5655

#### **NEBRASKA WAREHOUSE**

1713 Holland Drive  
Grand Island, NE 68803 USA  
Tel: +1-308-381-8558

#### **TEXAS WAREHOUSE**

5810 50th Street  
Lubbock, TX 79424 USA  
Tel: +1 -806-793-3010

#### **BRAZIL**

Praça Emilio Marconato  
1000 Galpão G-44  
Núcleo Residencial Doutor João Aldo Nassif  
Jaguariúna - SP CEP 13916-074  
Tel: +55-19-3802-1917

© 2024 Hunter Industries Inc., Hunter, the Hunter logo, Senninger, and other marks are trademarks of Hunter Industries Inc., registered in the U.S. and certain other countries. Please recycle.